

• NOTICE • NOTICE • NOTICE • NOTICE • NOTICE • NOTICE

A reminder about your subscription...

Your paid subscription to this report is for **one copy only**. It is illegal under Federal Copyright law (17 USC 10 et seq.) to reproduce, by any means, this report for any purpose without the publisher's written permission.

Photocopying, or redistributing this file, in any form, is strictly forbidden.

If you would like to receive additional copies of this report, please contact iMoneyNet at (508) 616-6600, ext. 3, to discuss our bulk pricing program.

• NOTICE • NOTICE • NOTICE • NOTICE • NOTICE • NOTICE

• NOTICE • NOTICE • NOTICE • NOTICE • NOTICE • NOTICE

• NOTICE • NOTICE • NOTICE • NOTICE • NOTICE • NOTICE

Short Maturity Analytic & Reporting Tool

Smart™ is a portfolio management system designed for money market funds and enhanced cash portfolios. Smart's portfolio analysis tools include compliance tests and extensive reports and graphs for analytics and presentations. The system also enhances operational efficiency with features such as trade ticket generation, rate changes and maturities – freeing users to focus more on portfolio management.

Compliance Tests

Smart runs compliance tests separately on each selected fund, saving time and ensuring adherence to guidelines. Smart's compliance testing includes SEC Rule2a-7 and internal policy guidelines. Smart's comprehensive battery of tests allows the user to:

- Determine market value/amortized cost deviation
- Calculate fund effective maturity
- Test portfolio quality
- Track issuer/obligor diversification and additional exposure capacity
- Track enhancer diversification and additional exposure capacity
- Confirm liquidity

Reports and Graphs

Smart delivers dozens of standard reports and graphs and can produce virtually unlimited numbers of customized reports and graphs. The graphs are linked to reports, providing drilldown into trends and outliers. Reports and graphs give users the ability to:

- Determine exposure diversification for trading and compliance
- Project future cash flows for principal and interest
- Recapture and analyze historical portfolio positions on any "as-of" date
- Group securities by categories such as security type and maturity ranges
- Track rate changes by CUSIP
- Create presentation packages using Word or Excel

Operations

Smart streamlines trading and maintenance by automating many time consuming and error prone tasks. Its operational abilities will:

- Generate single or multiple trade tickets – electronic or paper
- Update and store rate changes
- Track maturities, current and scheduled
- Maintain accrued interest automatically
- Update cash balances throughout the day

Money Market InsightTM

Monthly money market industry analysis from the publisher of Money Fund Report[®]

ASSETS OF MONEY-MARKET FUNDS -- 1999 - 2009*

Category	Dec-99 (\$bils)	Dec-00 (\$bils)	Dec-01 (\$bils)	Dec-02 (\$bils)	Dec-03 (\$bils)	Dec-04 (\$bils)	Dec-05 (\$bils)	Dec-06 (\$bils)	Dec-07 (\$bils)	Dec-08 (\$bils)	Aug-09 (\$bils)
Taxable Retail	822.2	887.6	941.6	906.1	763.1	686.1	689.3	807.2	961.0	1,060.0	948.0
Tax-Free Retail	156.0	178.5	190.4	192.9	189.5	193.3	206.6	236.7	287.8	302.0	251.7
All Retail	978.2	1,066.1	1,132.0	1,099.0	952.5	879.4	895.9	1,043.9	1,248.8	1,362.0	1,199.8
Taxable Inst	554.3	700.5	1,052.4	1,057.5	951.2	895.5	970.3	1,138.7	1,649.0	2,200.2	2,156.8
Tax-Free Inst	43.5	55.5	69.4	85.9	101.8	118.6	129.9	136.5	182.3	190.3	189.6
All Institutional	597.8	756.0	1,121.8	1,143.4	1,053.0	1,014.1	1,100.2	1,275.1	1,831.3	2,390.5	2,346.4
All MMFs	\$1,576.0	\$1,822.1	\$2,253.8	\$2,242.4	\$2,005.6	\$1,893.6	\$1,996.1	\$2,319.0	\$3,080.1	\$3,752.5	\$3,546.2
% Institutional	37.9%	41.5%	49.8%	51.0%	52.5%	53.6%	55.1%	55.0%	59.5%	63.7%	66.2%

* as of Aug. 31, 2009

Source: Money Fund AnalyzerTM, a service of iMoneyNet

◆ INSTITUTIONAL MMFs INCREASE SHARE OF TOTAL ASSETS

Much has been documented during the past 12 months about the 37-year history of money-market funds in the United States. During the early years, MMFs available to individual investors vastly outnumbered "institutional" MMFs.

According to "Donoghue's Money Fund Directory" published in January 1979, there were only 10 money funds that were not available to individual investors and three funds that were available to both institutions and individuals. Since those three funds had minimum initial investment requirements of \$250,000, the likelihood of the average individual using them was slim.

In contrast, there were 51 money funds that were available to all investors. Of those 51 funds, the minimum initial investment requirements ranged from a low of \$500 to a high of \$5,000 for 46 of the funds. Three funds had no minimum requirement; one fund required \$10,000 and one had a \$50,000 minimum.

The Directory listed the valuation method for each of the 61 funds that were reporting in December 1978. At that time, 17 of the funds were using "variable net asset value, mark-to-market" as their valuation method.

By the end of 1977, 12-month yields of money-market funds ranged from 3.40 percent to 5.15 percent. One year later, yields

ranged from 6 percent to 7.50 percent, adding to the attraction of such instruments compared to bank offerings which were unable to provide returns at those levels. Individual investors flocked to money funds during that period, through the 1980s and into the first half of the next decade. Nearly 70 percent of the total assets in MMFs were in retail funds until 1997, when the attraction of money funds increased in the institutional sector.

The first time that institutional money fund assets comprised more than half of all assets was in 2002. At the end of that December, 51 percent of the cash in MMFs resided in institutional funds. The catastrophic events of September 2001 resulted in a record inflow of cash into institutional MMFs as investors sought safe harbors. By the end of 2001, institutional asset totals had surpassed the \$1 trillion threshold for the first time.

The share of total money-market funds held by institutional investors has grown steadily, reaching a record high of 66.2 percent of the \$3.546 trillion that resided in MMFs at the end of August. These changes in the complexion of MMF shareholders, combined with the events that have impacted the financial industry during the past two years, have made it necessary for regulators to reconsider some portions of Rule 2a-7. ♦

ASSET-WEIGHTED AVERAGE MATURITIES OF 20 LARGEST PRIME PORTFOLIOS

Portfolio	8/26/08	9/30/08	10/28/08	11/25/08	12/30/08	1/27/09	2/24/09	3/31/09	4/28/09	5/26/09	6/30/09	7/28/09	8/25/09
JPMorgan Prime MMF	44	36	43	46	48	48	46	48	52	53	49	55	54
Fidelity Cash Reserves	54	43	46	56	61	64	77	74	79	81	75	75	71
Vanguard Prime MMF	67	62	69	70	68	79	78	74	68	73	74	74	74
BlackRock Liquidity: TempFund	42	39	43	42	52	48	54	52	49	50	44	51	49
Fidelity Instit MMF	51	53	53	45	44	54	63	60	64	76	69	76	71
Federated Prime Oblig	51	56	49	48	45	58	53	46	44	36	37	43	33
Fidelity Instit Prime MMF	50	45	44	37	39	52	57	49	58	58	56	52	55
Dreyfus Cash Management	56	58	42	48	34	36	42	36	33	47	42	41	48
Schwab Value Advantage MF	58	54	45	54	52	47	51	55	53	50	63	62	65
Dreyfus Instit Cash Advantage	53	71	57	48	41	42	44	36	35	48	44	39	48
Goldman Sachs FS Prime Obligs	47	44	47	44	32	41	44	45	44	48	46	50	52
Columbia Cash Reserves	35	31	30	44	45	41	51	50	45	49	46	52	51
First Amer Prime Obligations	50	49	42	44	41	42	50	41	44	45	44	45	50
AIM STIC Liquid Assets	35	31	27	29	43	51	52	53	54	52	35	36	48
Schwab Cash Reserves	58	50	45	55	50	46	55	57	55	49	63	59	65
Deutsche Cash Mgmt Master Port	53	52	58	38	45	46	50	60	56	56	58	57	58
American Funds MMF	28	30	32	41	35	40	39	40	37	41	42	41	46
BGI Money Market Master Port	55	39	45	34	25	28	23	22	25	37	38	39	39
Wells Fargo Adv Heritage MF	23	26	30	31	26	32	31	30	32	36	37	35	34
Goldman Sachs FS MMF	42	42	35	35	38	44	37	49	44	51	50	51	52

MONEY FUND NEWS

◆ INFORMAL SURVEY SHOWS ICI's 75-DAY WAM PREFERRED

Comments in response to the Securities and Exchange Commission's money-market fund proposal poured in as the Sept. 8 deadline approached.

Of the wide range of issues facing the respondents, the SEC's recommended shortening of the weighted average maturity from 90 days to 60 days met with a varied response.

Approximately 24 fund companies submitted their comments and the following is a breakdown of their responses to the recommended 60-day WAM.

Eight of them agreed with the SEC's 60-day WAM. Twelve are in favor of the Investment Company Institute Money-Market Working Group recommendation of a 75-day WAM and five supported the status quo, at 90 days.

Fidelity Investments commented unequivocally in support of the status quo: "It does not support this change. Interest-rate risk was not a contributing factor to the challenges faced by money-market mutual funds during the past year. We believe that historical experience shows that a 90-day WAM adequately limits interest-rate risk in a money-market mutual fund."

As indicated, half of those surveyed supported a 75-day WAM. The Vanguard Group is among them. Included in the Vanguard comments is the following: "We believe that a 60-day WAM would deny investors the benefit of higher returns. Moreover, our internal data suggest it is asset quality, not WAM, that has greater influence on a fund's net asset value."

The Dreyfus Corp., too, favored the 75-day WAM as a "reasonable middle-ground." Charles Schwab Investment Management Inc. agreed, telling the SEC, "We are concerned that the 60-day WAM would too greatly reduce the range of securities available to money funds, especially for funds that invest exclusively in treasury securities, and particularly in times of falling interest rates and market stress."

Of the eight recorded in support of the 60-day WAM, two articulated it in their comments. The remaining respondents expressed support of the SEC recommendations in general without specific reference to this particular issue.

Among the latter group is Deutsche Asset Management. The company's comments alluded in large part to a recent filing with the SEC seeking approval for a floating-NAV money-market fund. Deutsche said the current SEC proposal shores up the stable-NAV funds. However, a different set of rules should apply to a floating-NAV fund.

TD Asset Management says it favors the 60-day WAM, adding while there will likely be a negative effect on yield, "we do not believe it will be significant enough to make the asset class less attractive to investors."

Invesco Aim also supported the SEC's recommendation with the qualifier, "We strongly oppose further reducing the dollar-weighted average portfolio maturity below 60 days. This would reduce the options available to investment advisers in managing money-market funds and could increase overall market risk by reducing the average life of liabilities or issuers in the short-term credit markets."◆

FUND COMPANIES WEIGH IN ON WAM			
	60 Days	75 Days	90 Days
BlackRock		✓	
Calvert	✓		
Dreyfus		✓	
Deutsche	✓		
Federated		✓	
Fidelity			✓
GE Asset Mgmt.		✓	
Goldman Sachs	✓		
HighMark			✓
Invesco Aim	✓		
J.P. Morgan		✓	
Northern	✓		
Ridgeworth	✓	✓	
Riversource		✓	
Russell	✓		
Schwab		✓	
State Street		✓	
T. Rowe Price		✓	
Tamarack			✓
TD Asset Mgmt.	✓		
UBS		✓	
Vanguard		✓	
Waddell & Reed			✓
Wells Fargo			✓

◆ CACHEMATRIX'S MbOX ARRIVES IN A TIMELY MANNER

It seems only fitting that a leading provider of money-market trading portal technology should come up with a cutting-edge product whose timing could not be better, given today's climate of regulatory reform.

"We always thought there was a need for this type of tool," Cachematrix's Managing Director Pete Young told *MMI*, referring to MbOX.

Cachematrix, in a paper titled "MbOX and Knowing Your Customer," states that it has "invested significant resources into MbOX Transaction and MbOX Portfolio Holdings, a revolutionary Web-based trading, portfolio management, and portfolio holdings transparency tool. MbOX provides real-time transparency into all money-market fund activity coming through a fund's transfer agent, third-party money-market portals and all Cachematrix-powered money-market trading portals."

In its report, Cachematrix addresses the three types of risk which are of concern to those in the money-fund industry: concentration risk, active-trading risk and transparency risk. With regard to concentration risk, MbOX allows users to track underlying balances in omnibus accounts. It also has the ability to track trades by large shareholders.

With omnibus accounts there is generally only one transaction with a fund, representing many unidentified shareholders. This anonymity has raised concerns. Why not simply go with the full disclosure method where all the clients are identified? Young replied to the question, saying it would not be a workable solution because of what he described as the "huge operational efficiencies which the omnibus method provides to the fund families."

"It's beneficial for the portals to be able to call in one trade to the funds rather than multiple trade orders as they come through. From the corporation's perspective, the omnibus account benefits them because the portals can offer them access to multiple fund families with just one application." He said the majority of the benefit is for the funds. It saves them from having to produce separate statements, account setups, potentially hundreds of daily trade orders, and hundreds of incoming and outgoing daily wires, etc.

Young was asked if there are any aspects of the process which remain opaque once MbOX is up and running. "There are omnibus accounts that are not coming through a portal. For us to capture that information, it would require a separate integration with the transfer agent. MbOX is capable of doing that, but it would be a separate integration." It is also incumbent on a corporation to disclose its name to the funds. If it chooses not to, the balances,

MONEY FUND NEWS

trades, etc. would still be available for MbOX viewing, but the name of that particular corporation would not be available, said Young.

Posed with the idea that one day fund families may not have a choice in the matter, Young replied, "I think eventually it may go in that direction. This is an efficient way for all omnibus relationships to disclose the accounts and their underlying activity to the fund companies without having to go with the inefficiencies of the direct relationship."

MbOX's optimum performance provides what Young describes as "the best of both worlds. You get the operational efficiency of the omnibus account with the transparency of full disclosure."

Having access to what Young previously referred to as a "tool" should improve the flow of information between client and fund manager with the intent to "diminish the unpredictability of redemptions."

"Knowing who's out there is going to allow you to either work together with the client or with the portal to put some restrictions, if needed, on that particular client or at least to give you more of a heads-up if they decide to make a move."

Portfolio managers will find the product's settlement report particularly helpful, said Young. "It keeps a real-time running total of the net flows for every portal that comes through it. For example, a manager may see XYZ portal is positive \$750 million. This other portal may be up \$500 million, so the manager knows they are looking at an intraday net position of plus-\$1.25 billion."

Asked to comment on the idea that MbOX could be a source for holdings information to include in a prospectus, Young said, "It's possible the SEC may require the funds to have this complete transparency, but whether they make it a requirement or not, MbOX is ready to deliver."

Young continued, "We all come from the money-market fund side, we know the need, the want, to see who the underlying client is and to know who is holding what. It wasn't these new regulations coming down that prompted us to build this product."

MbOX cost structure will be on a monthly subscription basis. "I suppose I'm biased," says Young, "but it seems like it makes a ton of sense for everybody."♦

◆ A LOOK BACK AT A FATEFUL WEEK

The first anniversary of the downfall of Lehman Brothers and the announcement by The Reserve that the Reserve Primary Fund had broken the buck due to holdings in Lehman Brothers securities has generated increased interest by members of the U.S. and foreign press. One of the most frequent requests is a recap of the activity that took place in the money-market fund arena during those first difficult days.

We at iMoneyNet collect the daily assets, yields and average maturities of nearly all U.S.-based MMFs as well as the same data points for most of the offshore MMFs that report to iMoneyNet.

We expected to see asset outflows in mid-September, as corporate tax day (Sept. 15) typically generates outflows, especially in the institutional sectors. In any other year, an outflow of \$59.40 billion, as occurred between Friday, Sept. 12 and Monday, Sept. 15, would be considered to be routine.

DAILY ASSET CHANGES FROM SEPT. 11 TO SEPT. 19, 2008

Taxable		Retail MMFs		Institutional MMFs		All MMFs
		Gov't	Prime	Gov't	Prime	Taxable
Date		(\$bils)	(\$bils)	(\$bils)	(\$bils)	(\$bils)
9/11/08	Total	\$237.56	\$752.06	\$684.05	\$1,304.31	\$2,977.99
9/11-9/12	1-day chng	0.32	0.44	(0.06)	(9.99)	(9.29)
9/12/08	Total	237.88	752.51	683.99	1,294.32	2,968.70
9/12-9/15	1-day chng	0.41	0.57	1.69	(59.40)	(56.73)
9/15/08	Total	238.29	753.08	685.68	1,234.92	2,911.97
9/15-9/16	1-day chng	3.60	1.63	29.57	(34.22)	0.58
9/16/08	Total	241.89	754.71	715.26	1,200.69	2,912.56
9/16-9/17	1-day chng	1.67	(3.80)	47.21	(126.07)	(80.98)
9/17/08	Total	243.56	750.92	762.47	1,074.63	2,831.58
9/17-9/18	1-day chng	5.46	(11.14)	52.92	(85.50)	(38.27)
9/18/08	Total	249.02	739.77	815.39	989.13	2,793.31
9/18-9/19	1-day chng	9.75	(9.05)	33.54	(30.24)	4.00
9/19/08	Total	258.77	730.73	848.93	958.88	2,797.30
9/11-9/19	Change	\$21.21	(\$21.34)	\$164.87	(\$345.43)	(\$180.68)
		8.9%	-2.8%	24.1%	-26.5%	-6.1%

Tax-Free		Retail MMFs		Institutional MMFs		All MMFs
		Nat'l	State	Nat'l	State	T-F/Muni
Date		(\$bils)	(\$bils)	(\$bils)	(\$bils)	(\$bils)
9/11/08	Total	\$175.24	\$129.29	\$179.11	\$33.93	\$517.56
9/11-9/12	1-day chng	0.10	(0.06)	(0.99)	(0.14)	(1.09)
9/12/08	Total	175.34	129.22	178.11	33.80	516.47
9/12-9/15	1-day chng	(0.08)	(0.22)	(0.71)	(0.00)	(1.01)
9/15/08	Total	175.26	129.00	177.40	33.80	515.46
9/15-9/16	1-day chng	(0.12)	(0.25)	(1.38)	(0.28)	(2.03)
9/16/08	Total	175.14	128.75	176.03	33.51	513.43
9/16-9/17	1-day chng	(0.24)	(0.49)	(3.10)	(0.55)	(4.38)
9/17/08	Total	174.90	128.26	172.93	32.96	509.04
9/17-9/18	1-day chng	(1.81)	(1.66)	(5.25)	(0.68)	(9.41)
9/18/08	Total	173.09	126.60	167.68	32.28	499.64
9/18-9/19	1-day chng	(1.79)	(1.73)	(4.90)	(0.79)	(9.20)
9/19/08	Total	171.29	124.87	162.78	31.49	490.43
9/11-9/19	Change	(\$3.95)	(\$4.42)	(\$16.33)	(\$2.44)	(\$27.13)
		-2.3%	-3.4%	-9.1%	-7.2%	-5.2%

What was not routine was the deluge of assets that flowed from the prime institutional funds between Sept. 15 and Sept. 19. Also unusual were the flows into government institutional funds during that period.

The outflows from the prime institutional funds can be attributed to the shock of the bankruptcy of Lehman Brothers and the fall of the Reserve Primary Fund. The inflows to government institutional funds were a sign that institutional investors were leery of prime MMFs and were seeking the safety of government MMFs.

The reaction of retail investors during that tumultuous period was much less frantic. The first net outflow of that period did not occur until Sept. 16 and by Sept. 19 the outflow from prime retail MMFs nearly matched the inflow to the government retail MMFs.

Tax-free and municipal institutional MMF investors also withdrew sizable amounts of cash from the national and state funds during the period. Their retail counterparts also withdrew, but on a much smaller scale.♦

15th Annual Money Fund Forum

October 19-20
Marriott Marquis, NY, NY

12-MONTH TREND ANALYSIS

◆ TAXABLE FUNDS

The August 2009 *Money Fund Report Average*™/All Taxable Monthly Yield and Monthly Return slid to a record low 0.07% from 0.10%. One year ago, the Average Monthly Yield and Monthly Return stood at 1.86%. The All Taxable 12-Month Yield decreased to 0.62% from 0.77%; the 12-Month Total Return decreased by 16 basis points to 0.62%. The Average 12-Month Yield and the 12-Month Total Return were 3.07% in August 2008.

Assets of taxable money funds covered by *MMI* decreased in August as \$43.55 billion flowed out of these funds. Assets of taxable MMFs have decreased each month for the past six months. Despite these outflows, since August 2008 taxable assets have increased by \$101.60 billion, a gain of 3.4%. In August 1,179 taxable money funds reported, two more funds than reported in July.

Since the end of August 2008, total net assets of the Prime Institutional funds

have decreased by \$77.71 billion, a loss of 6.0%. Assets of Government Institutional funds settled at \$948.03 billion this month, an increase of \$268.20 billion and a gain of 39.5% from one year ago. Taxable Institutional funds represent 70.4% of all taxable fund assets, up from 66.3% one year ago.

Assets of the Prime Retail funds have decreased by \$80.10 billion, a loss of 10.6% since August 2008. Government Retail funds have experienced a 12-month decrease of \$8.79 billion, a decrease of 3.6%.

The Average Maturity for all taxable funds stood at 52 days at the end of August, unchanged from July. One year ago, the WAM stood at 45 days. ♦

◆ TAX-FREE FUNDS

The August *Money Fund Report Average*™/All Tax-Free Monthly Yield and Monthly Return went down to 0.10% from 0.12% a month ago. One year earlier, the Monthly Yield and the Monthly Return stood at 1.34%. The taxable-equivalent yield is 0.14% for the 28% Federal tax bracket and 0.15% for investors in the 33% bracket. The Average 12-Month Yield decreased by 11 basis points to 0.78%; the 12-Month Total Return decreased by 10 basis points to 0.79%. A year ago the Average 12-Month Yield and the Total Return stood at 2.18%.

The 12-month total return average of the National Institutional sector decreased by 12 basis points to 0.92%. The 12-month total return average of the National Retail sector stood at 0.76%, down from 0.85% in July.

Tax-free assets experienced a net outflow of \$4.18 billion in August, a decrease of 0.9% from the previous month. Since August 2008, assets of tax-free and municipal funds are down \$72.84 billion, a decrease of 14.2%. One year ago, the August inflow to these funds was \$7.39 billion, a gain of 1.5%. There were 507 funds reporting in August, up from 503 in July.

Net assets of the National Institutional category stood at \$165.28 billion as of August 31, down from \$177.61 billion one year earlier. Assets of National and State-Specific Institutional funds have decreased by \$21.24 billion since August 2008, a loss of 10.1%. Market share of all tax-free institutional funds increased to 43.0% from 41.0% a year ago. National Retail fund assets totaled \$155.28 billion as of August, down from \$174.26 billion one year earlier. State-Specific Retail fund assets were \$96.46 billion, down from \$129.07 billion one year earlier. Since August 2008, assets in the Retail tax-free sectors have decreased by \$51.59 billion, a loss of 17.0%.

The Average Maturity for all tax-free funds was 29 days at the end of August, one day longer than it was at the end of July. One year ago the WAM stood at 31 days. ♦

◆ ALL MONEY MARKET FUNDS

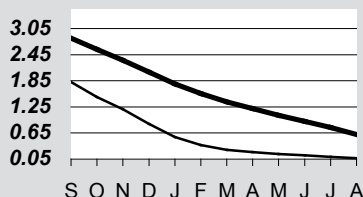
Total money fund assets decreased by \$47.73 billion in August to \$3.507 trillion from last month's \$3.555 trillion. The 12-month change is a net increase of \$28.76 billion, a gain of 0.8%. One year ago, the 12-month asset increase was \$754.90 billion, a gain of 27.7%.

At the end of August 2008 there were 1,857 funds listed in *MMI*. Since last August, the number of Taxable Institutional funds has decreased by 98 funds; the Taxable Retail funds sector has 528 funds, down from 556 funds one year earlier. There are 231 Tax-Free Institutional funds reporting, 26 fewer than were reporting a year ago. There are 276 Tax-Free Retail funds reporting to *MMI*, down from 295 funds in August 2008. ♦

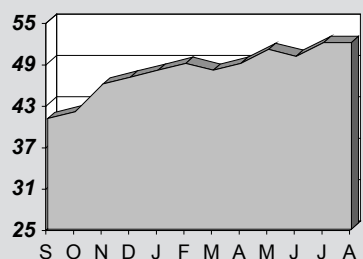
TAXABLE FUNDS September 2008 - August 2009

Total Returns (%)

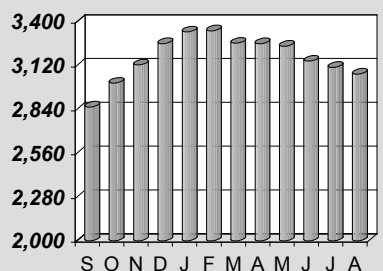
12-month — monthly —



Average Maturity (days)



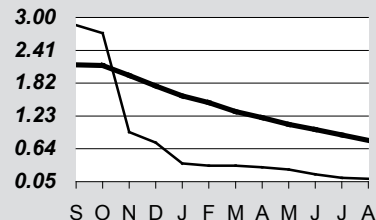
Assets (\$bils)



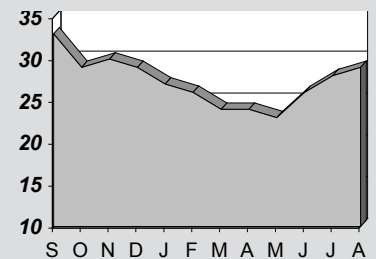
TAX-FREE FUNDS September 2008 - August 2009

Total Returns (%)

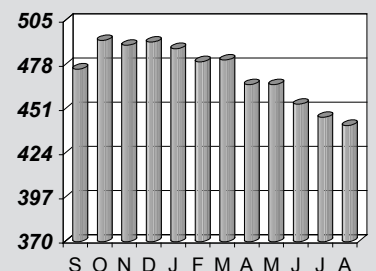
12-month — monthly —



Average Maturity (days)



Assets (\$bils)



SUMMARY OF MONEY FUND ACTIVITY

Month Ending August 31, 2009

#of Funds	Net Assets (\$mls)		Monthly		12-Month To-Date	
			Yield (%)	Total Return (%)	Yield (%)	Total Return (%)
32	76,037.7	Treasury Retail	0.03	0.03	0.19	0.19
48	23,123.4	Treas & Repo Retail	0.01	0.01	0.11	0.11
119	134,815.6	Govt & Agency Retail	0.04	0.04	0.43	0.43
199	233,976.7	Government Retail	0.03	0.03	0.32	0.32
325	674,336.1	First Tier Retail	0.05	0.05	0.70	0.70
4	639.9	Second Tier Retail	0.00	0.00	0.29	0.29
329	674,976.0	Prime Retail	0.05	0.05	0.70	0.70
528	908,952.7	Taxable Retail	0.04	0.04	0.55	0.55
341	948,031.2	Government Institutional	0.03	0.04	0.37	0.38
309	1,208,576.3	First Tier Inst	0.15	0.15	0.99	0.99
1	167.7	Second Tier Inst	0.20	0.20	1.30	1.30
310	1,208,744.0	Prime Institutional	0.15	0.15	0.99	0.99
651	2,156,775.2	Taxable Institutional	0.09	0.09	0.67	0.68
1179	3,065,727.9	Taxable (All)				
MONEY FUND REPORT AVERAGES™/TAXABLE (ALL)			0.07	0.07	0.62	0.62
111	155,278.2	Tax-Free National Retail	0.09	0.09	0.75	0.76
128	165,280.4	Tax-Free National Inst	0.16	0.16	0.92	0.92
165	96,455.8	Tax-Free State Retail	0.05	0.05	0.68	0.68
103	24,357.2	Tax-Free State Inst	0.14	0.14	0.81	0.83
507	441,371.6	Tax-Free (All)				
MONEY FUND REPORT AVERAGES™/TAX-FREE (ALL)			0.10	0.10	0.78	0.79
1,686	3,507,099.5	Grand Total - MMFs (All)				

Reproduction in any form without written permission is strictly forbidden.

MONEY FUNDS WITH HIGHEST RETURNS – August 2009

Government Retail Funds (108 Funds)

Fund	12-Month Total Return	Assets (\$mls)
Vanguard Federal MMF	1.06%	\$9,386.4
Calvert First Govt MMF/O Shrs k	0.96	181.9
Fidelity US Govt Reserves	0.95	4,279.2
Payden Cash Reserves MMF k	0.90	1,034.3
Fidelity Government MMF k	0.86	983.4
Accessor US Govt MMF/Inst Class k	0.84	329.7
Western Asset Govt MMF/CI A k	0.84	7,371.7
Davis Govt MMF/CI A k	0.80	284.7
Hilliard-Lyons Government Fund k	0.79	2,004.2
CAT: Govt&Agen Secs/DWS Govt&AgenMF k	0.72	297.4

Prime Retail Funds (149 Funds)

Fund	12-Month Total Return	Assets (\$mls)
USAA Money Market Fund	1.71%	\$6,113.2
Touchstone MMF/CI A k	1.58	120.7
Fidelity Select Money Market	1.45	8,367.2
Fidelity Money Market Fund	1.43	8,658.9
Calvert Social Investment/MMP	1.40	172.7
Amer Century Prime MMF/Inv Shares k	1.37	2,730.8
Fidelity Cash Reserves	1.37	137,106.9
Vanguard Prime MMF/Investor	1.31	96,078.0
Touchstone MMF/CI S k	1.28	182.6
W&R Advisors Cash Mgmt MMF/CI A	1.25	1,241.2

Government Institutional Funds (247 Funds)

Fund	12-Month Total Return	Assets (\$mls)
Accessor US Govt MMF/CI Z	1.08%	\$411.5
Western Asset Inst Govt MMF/Inst	0.97	14,886.3
Glenmede Fund/Govt Cash Port	0.94	746.8
Federated/Govt Oblg Tax Mgd/Instit k	0.91	13,353.5
Fifth Third Inst Govt MMF/Instit k	0.89	1,873.6
Goldman Sachs FS Govt Fund/Inst	0.89	51,892.0
Fidelity Instit Govt I	0.88	63,474.5
JPMorgan US Govt MMF/Capital k	0.87	67,064.7
PFM Funds: Government Series	0.87	328.7
Fidelity MMT/Retmt Govt MMP	0.86	5,269.3
Goldman Sachs FS Govt Fund/Sel	0.86	2,218.0
RBC US Govt MMF/Instit I k	0.86	663.6

Prime Institutional Funds (228 Funds)

Fund	12-Month Total Return	Assets (\$mls)
Touchstone Instit MMF k	2.01%	\$557.6
Calvert Cash Reserves Inst Prime	1.68	323.1
Federated/Prime Mgmt Oblig/Instit k	1.56	1,269.5
Fidelity Instit MMF/Instit k	1.56	23,110.0
Federated/Prime Value Oblig/Instit k	1.55	9,337.3
Fidelity Instit MMF I k	1.52	35,740.4
Daily Income Fund-MMP/Instit k	1.49	631.4
Fidelity Instit MMF/Select k	1.47	524.6
Vanguard Prime MMF/Instit	1.47	18,322.8
Federated/Prime Mgmt Oblig/Inst Cap k	1.46	963.7
Federated/Prime Value Oblig/InstCap k	1.46	1,239.1
Fidelity MMT/Retirement MMP	1.46	18,045.7

Tax-Free National Retail Funds (55 Funds)

Fund	12-Month Total Return	Assets (\$mls)
Alpine Municipal MMF/Investor	1.61%	\$825.8
USAA Tax Exempt MMF	1.45	3,755.6
Marshall Tax Free MMF/Class Y k	1.42	389.0
Amer Century T-F MMF/Inv Class k	1.16	324.3
Vanguard Tax-Exempt MMF	1.13	21,056.1
Dreyfus BASIC Muni MMF k	1.12	298.0
CAT: T-E Port/DWS T-E Money Fund	1.10	486.1
SEI T-E Tr/Tax-Free Port/CI A k	1.07	981.8
Federated Muni Trust Fund k	0.98	1,338.5
Federated/T-F Instr Tr/Invmt CI k	0.92	4,480.4

Tax-Free National Institutional Funds (84 Funds)

Fund	12-Month Total Return	Assets (\$mls)
Marshall Tax Free MMF/Class I k	1.68%	\$596.2
Federated/Muni Oblig Fund/Instit k	1.41	3,327.2
Evergreen Instit Muni MMF/Instit	1.40	6,631.5
Neuberger Berman T-F MF/Reserve k	1.39	593.1
Federated/T-F Oblig Fund/Instit k	1.37	14,879.2
Evergreen Instit Muni MMF/Admin	1.35	104.2
Federated/Muni Oblig Fund/Inst Cap k	1.31	1,711.6
BB&T National T-F MMF/Instit k	1.29	259.5
Dreyfus Muni Cash Mgmt Plus/Inst k	1.29	1,146.1
BlackRock Liquidity:MuniCash Inst	1.28	690.3

Note: Rankings exclude restricted funds ('r' footnote) and funds with assets less than \$100 million.

Assets (\$ mils)	1-Mo Change	Total Portfolio	TAXABLE FUNDS	Valuation Method	Investment Results (%)					
					Current Month		Year-To Date		12-Month	
					Yield	Total Return	Yield	Total Return	Yield	Total Return
TREASURY RETAIL										
115.5	-27.9	440.6	Allegiant Treasury Fund/CI A k	4	0.01	0.01	0.01	0.01	0.14	0.14
3,391.6	-21.1	3,391.6	Amer Century Capital Presv Fund/Inv k	4	0.01	0.01	0.05	0.05	0.29	0.29
2,030.0	-279.2	3,379.4	CMA Treasury Fund k	4	0.04	0.04	0.04	0.04	0.17	0.17
1,377.4	-84.6	1,377.4	Dreyfus 100% US Treas MMF k	4	0.00	0.00	0.03	0.03	0.22	0.22
6,821.5	-324.0	6,821.5	Fidelity US Treasury MMF	4	0.01	0.01	0.06	0.06	0.27	0.27
62.2	-5.1	1,010.1	First Amer US Treas MMF/CI A k	4	0.00	0.00	0.00	0.00	0.08	0.08
133.9	1.5	1,010.1	First Amer US Treas MMF/CI D k r	4	0.00	0.00	0.00	0.00	0.12	0.12
1.2	-0.2	1,733.0	Gabelli US Treasury MMF/CI A k r	4	0.15	0.15	-	-	-	-
.5	0.0	1,733.0	Gabelli US Treasury MMF/CI C k r	4	0.15	0.15	-	-	-	-
1,731.3	-5.2	1,733.0	Gabelli US Treasury MMF/CI F k	4	0.15	0.15	0.27	0.27	0.62	0.68
155.1	-8.2	715.5	HighMark 100% US Treas MMF/CI A k	4	0.02	0.02	0.03	0.03	0.10	0.10
105.3	-15.1	715.5	HighMark 100% US Treas MMF/CI S k	4	0.02	0.02	0.03	0.03	0.07	0.07
455.0	2.4	715.5	HighMark 100% US Treas MMF/Fid k r	4	0.02	0.02	0.03	0.03	0.15	0.15
388.0	5.1	6,474.3	HSBC Investor US Treas MM/CI A k	4	0.02	0.02	0.05	0.05	0.14	0.14
.1	0.0	6,474.3	HSBC Investor US Treas MM/CI B k	4	0.02	0.02	-	-	-	-
6.5	.2	6,474.3	HSBC Investor US Treas MM/CI C k	4	0.02	0.02	-	-	-	-
942.9	-104.2	6,474.3	HSBC Investor US Treas MM/CI D k	4	0.02	0.02	0.05	0.05	0.16	0.16
1,361.4	-65.2	19,890.0	JPMorgan 100% US Treas MMF/Morgan	4	0.00	0.00	0.00	0.00	0.15	0.15
.1	0.0	19,890.0	JPMorgan 100% US Treas MMF/Service	4	0.00	0.00	-	-	-	-
556.0	-30.8	556.0	Ready Assets US Treasury MF k	4	0.00	0.00	0.02	0.02	0.18	0.18
21,529.2	-546.3	21,529.2	Schwab US Treasury Money Fund k	4	0.01	0.01	0.01	0.01	0.18	0.18
3.3	0.0	28.6	The US Treasury Trust/CI K	4	0.00	0.00	0.00	0.00	0.04	0.04
25.3	-1.4	28.6	The US Treasury Trust/CI S	4	0.00	0.00	0.00	0.00	0.13	0.13
25,434.8	5,232.0	25,434.8	Vanguard Admiral Treasury MMF	4	0.09	0.09	0.35	0.35	0.70	0.70
19.9	-11.5	3,379.4	WCMA Treas Fund Class 1 k r	4	0.00	0.00	0.02	0.02	0.06	0.06
216.6	4.6	3,379.4	WCMA Treas Fund Class 2 k r	4	0.00	0.00	0.03	0.03	0.09	0.09
576.6	20.8	3,379.4	WCMA Treas Fund Class 3 k r	4	0.00	0.00	0.03	0.03	0.17	0.17
536.3	29.3	3,379.4	WCMA Treas Fund Class 4 k r	4	0.00	0.00	0.03	0.03	0.17	0.17
251.2	-8.6	6,294.4	Wells Fargo Adv 100% Treas MMF/CI A k	4	0.01	0.01	0.01	0.01	0.16	0.16
6,043.2	317.5	6,294.4	Wells Fargo Adv 100% Treas MMF/Svc k	4	0.01	0.01	0.01	0.01	0.19	0.19
382.3	-20.9	22,702.3	Western Asset/Citi Prem US Treasury k r	4	0.01	0.01	0.02	0.02	0.23	0.23
1,383.5	-91.6	22,702.3	Western Asset/Citi US Treasury k	4	0.01	0.01	0.01	0.01	0.15	0.15
\$76,037.7	\$3,962.3		SUBTOTAL & AVERAGES		0.03	0.03	0.04	0.04	0.19	0.19
TREAS & REPO RETAIL										
173.1	-0.8	634.9	BB&T US Treas MMF/CI A k	4	0.01	0.01	0.01	0.01	0.08	0.08
1.0	0.0	634.9	BB&T US Treas MMF/CI B k	4	0.01	0.01	0.01	0.01	0.05	0.05
.3	0.0	7,027.3	BlackRock Liquidity:T-Fund PrCl k	4	0.00	0.00	0.01	0.01	0.15	0.15
113.7	-3.0	7,027.3	BlackRock Liquidity:T-Fund Premier k	4	0.00	0.00	0.01	0.01	0.15	0.15
211.8	-51.0	7,027.3	BlackRock Liquidity:T-Fund Select k	4	0.00	0.00	0.01	0.01	0.12	0.12
93.4	1.4	437.8	BlackRock US Treas MMP/Inv A k	4	0.00	0.00	0.00	0.00	0.12	0.12
504.4	.5	933.0	Cavalan Hill US Treas Fund/Adm k	4	0.01	0.01	0.01	0.01	0.07	0.07
200.8	-0.2	15,496.3	Columbia Treas Reserves/Class A k	4	0.00	0.00	0.00	0.00	0.09	0.09
1,153.3	-58.8	15,496.3	Columbia Treas Reserves/Daily k	4	0.00	0.00	0.00	0.00	0.07	0.07
857.3	-34.4	15,496.3	Columbia Treas Reserves/Trust k r	4	0.00	0.00	0.03	0.03	0.15	0.15
237.4	45.6	1,120.5	Daily Income Fund-US Treas/Inv k	4	0.00	0.00	0.00	0.00	0.09	0.09
18.5	8.0	1,120.5	Daily Income Fund-US Treas/Retail k	4	0.00	0.00	0.00	0.00	0.06	0.06
185.5	.9	1,120.5	Daily Income Fund-US Treas/ST Inc k	4	0.00	0.00	0.00	0.00	0.07	0.07
443.9	5.6	563.5	Dreyfus US Treas Reserves/CI R k r	4	0.00	0.00	0.01	0.01	0.11	0.11
119.6	0.0	563.5	Dreyfus US Treas Reserves/Inv k r	4	0.00	0.00	0.00	0.00	0.08	0.08
755.4	7.6	4,232.1	DWS ICT Treas Port/Inv Class k	4	0.06	0.06	0.03	0.03	0.14	0.14
156.3	6.4	4,232.1	DWS Premier Money Market Shrs/Treas k	4	0.06	0.06	0.03	0.03	0.09	0.09
174.4	-4.5	4,232.1	DWS US Treasury Money Fund/CI S k r	4	0.06	0.06	0.07	0.07	0.24	0.24
157.6	-9.1	1,146.3	Evergreen Treasury MMF/CI A k	4	0.01	0.01	0.02	0.02	0.10	0.10
525.2	-28.8	1,146.3	Evergreen Treasury MMF/CI I k r	4	0.01	0.01	0.03	0.03	0.14	0.14
463.5	-0.6	1,146.3	Evergreen Treasury MMF/CI S k	4	0.01	0.01	0.02	0.02	0.08	0.08
78.1	-4.6	4,757.3	Fidelity Treas Fund/Adv B	4	0.01	0.01	0.01	0.01	0.06	0.06
155.7	-8.2	4,757.3	Fidelity Treas Fund/Adv C	4	0.01	0.01	0.01	0.01	0.06	0.06
940.4	41.4	12,099.3	First Amer Treas Oblig/CI A k	4	0.00	0.00	0.00	0.00	0.07	0.07
3,411.4	51.1	12,099.3	First Amer Treas Oblig/CI D k r	4	0.00	0.00	0.02	0.02	0.11	0.11
602.3	153.8	12,099.3	First Amer Treas Oblig/Reserve k	4	0.00	0.00	0.00	0.00	0.06	0.06
12.3	-1.5	186.0	HighMark Treas Plus MMF/CI A k	4	0.05	0.05	0.06	0.06	-	-
173.7	34.4	186.0	HighMark Treas Plus MMF/Fid k	4	0.10	0.10	0.16	0.16	-	-
34.3	-6.7	428.4	Huntington US Treas MMF/A Shares k	4	0.01	0.01	0.02	0.02	0.06	0.06
394.1	-20.4	428.4	Huntington US Treas MMF/Instit k r	4	0.01	0.01	0.02	0.02	0.09	0.09
1.6	0.0	23,508.5	JPMorgan US Treas Plus MMF/CI B	4	0.00	0.00	0.00	0.00	0.06	0.06
97.5	-2.7	23,508.5	JPMorgan US Treas Plus MMF/CI C	4	0.00	0.00	0.00	0.00	0.06	0.06
60.4	60.3	23,508.5	JPMorgan US Treas Plus MMF/Direct	4	0.00	0.00	-	-	-	-
858.1	73.6	23,508.5	JPMorgan US Treas Plus MMF/Inv r	4	0.00	0.00	0.00	0.00	0.10	0.10
1,360.0	-18.7	23,508.5	JPMorgan US Treas Plus MMF/Morgan	4	0.00	0.00	0.00	0.00	0.09	0.09
.1	0.0	23,508.5	JPMorgan US Treas Plus MMF/Service	4	0.00	0.00	-	-	-	-
117.4	7.3	1,024.8	MTB US Treasury MMF/CI A k	4	0.01	0.01	0.02	0.02	0.11	0.11
628.4	-23.4	699.5	Pioneer Treas Reserves Fund/CI A k	4	0.01	0.01	0.01	0.01	0.49	0.49
207.8	-0.6	1,081.1	RidgeWorth US Treas MMF/A k	4	0.02	0.02	0.02	0.02	0.09	0.09
873.3	-69.5	1,081.1	RidgeWorth US Treas MMF/I k r	4	0.06	0.06	0.10	0.10	0.19	0.19
1,940.7	-78.9	1,940.7	T Rowe Price US Treasury MF	4	0.00	0.00	0.07	0.07	0.32	0.32
1,283.4	-65.6	1,283.4	Treasury Cash Series k	4	0.00	0.00	0.00	0.00	0.07	0.07

All performance results are annualized, net of management fees and expenses. The year-to-date and 12-month yields assume reinvestment of dividends for up to one year. Total returns also assume reinvestment of dividends and include any realized capital gains or losses. Total portfolio assets are the sum of all domestic share classes reported to iMoneyNet.
Footnotes: e — estimate; k — all or a portion of fund's expenses currently are being waived or reimbursed; N/A — not available; r — investment restrictions apply.
Valuation Methods: 3 — Penny Rounding; 4 — Amortized Cost Straight Line Accrual.

Assets (\$ mils)	1-Mo Change	Total Portfolio	TAXABLE FUNDS	Valuation Method	Investment Results (%)					
					Current Month		Year-To-Date		12-Month	
					Yield	Total Return	Yield	Total Return	Yield	Total Return
108.7	-28.7	108.7	Treasury Cash Series II k	4	0.00	0.00	0.00	0.00	0.09	0.09
108.3	-2.2	108.3	US Treasury Securities Cash Fund k	4	0.01	0.01	0.01	0.01	0.08	0.08
226.2	-4.2	226.2	USAA Treasury MM Trust k	4	0.00	0.00	0.00	0.00	0.11	0.11
118.3	-46.9	118.3	Weiss Treasury Only MMF k	4	0.00	0.00	0.01	0.01	0.12	0.12
2,038.0	8.0	8,510.5	Wells Fargo Adv Treas Plus MMF/CI A k	4	0.01	0.01	0.01	0.01	0.11	0.11
746.5	-8.6	8,510.5	Wells Fargo Adv Treas Plus MMF/Svc k	4	0.01	0.01	0.01	0.01	0.13	0.13
\$23,123.4	\$-76.7		SUBTOTAL & AVERAGES		0.01	0.01	0.02	0.02	0.11	0.11
			GOVT & AGENCY RETAIL							
.5	0.0	749.7	Accessor US Govt MMF/CI A	4	0.15	0.15	0.26	0.26	0.70	0.70
1.5	-0.2	749.7	Accessor US Govt MMF/CI C	4	0.14	0.14	0.21	0.21	0.41	0.41
329.7	-11.1	749.7	Accessor US Govt MMF/Inst Class	4	0.15	0.15	0.36	0.36	0.84	0.84
6.5	-0.2	749.7	Accessor US Govt MMF/Investor	4	0.15	0.15	0.23	0.23	0.59	0.59
45.9	-1.8	45.9	Alger Money Market Portfolio k	4	0.07	0.07	0.07	0.07	0.27	0.27
297.4	-3.6	1,069.9	Allegiant Government Fund/CI A k	4	0.05	0.05	0.19	0.19	0.58	0.58
46.4	-2.6	179.6	Bishop Street Govt MMF/Retail A k	4	0.00	0.00	0.00	0.00	0.36	0.36
62.0	3.0	15,560.4	BlackRock Liquidity:FedFund PrCI k	4	0.00	0.00	0.02	0.02	0.37	0.37
95.0	-9.0	15,560.4	BlackRock Liquidity:FedFund Premier k	4	0.00	0.00	0.02	0.02	0.37	0.37
184.9	-13.0	15,560.4	BlackRock Liquidity:FedFund Select k	4	0.00	0.00	0.00	0.00	0.25	0.25
274.0	-11.3	274.0	Burnham US Govt MMF k	4	0.00	0.00	0.03	0.03	0.10	0.10
181.9	-6.3	181.9	Calvert First Govt MMF/O Shrs k	4	0.01	0.01	0.19	0.19	0.96	0.96
332.2	17.9	18,913.4	Capital Assets Fund/Govt & Agency k	4	0.02	0.02	0.02	0.02	0.26	0.26
297.4	-13.7	18,913.4	CAT: Govt&Agen Secs/DWS Govt&AgenMF k	4	0.08	0.08	0.32	0.32	0.72	0.72
135.8	.8	18,913.4	CAT: Govt&Agen Secs/Service k	4	0.02	0.02	0.02	0.02	0.26	0.26
3,445.2	-160.3	18,913.4	CAT: Premier MM Shrs/Govt&Agen k	4	0.02	0.02	0.03	0.03	0.29	0.29
157.9	-4.5	157.9	Centennial Government Trust	4	0.01	0.01	0.06	0.06	0.26	0.26
384.5	-35.7	792.3	CMA Govt Securities Fund k	4	0.00	0.00	0.01	0.01	0.17	0.17
2,589.7	47.7	3,016.6	CNI Charter Govt MMF/CI N k	4	0.03	0.03	0.07	0.07	0.31	0.31
308.8	-9.5	3,016.6	CNI Charter Govt MMF/CI S k	4	0.01	0.01	0.04	0.04	0.23	0.23
156.5	5.0	1,748.4	Columbia Govt Plus Reserves/G-Trust k r	4	0.08	0.08	0.30	0.30	0.80	0.80
6.7	0.0	1,748.4	Columbia Govt Plus Reserves/Retail A k r	4	0.00	0.00	0.20	0.20	0.71	0.71
216.9	-13.7	1,748.4	Columbia Govt Plus Reserves/Trust k r	4	0.00	0.00	0.20	0.20	0.71	0.71
13.8	1.2	20,294.6	Columbia Govt Reserves/Class A k	4	0.00	0.00	0.02	0.02	0.43	0.43
1,022.6	64.6	20,294.6	Columbia Govt Reserves/Daily k	4	0.00	0.00	0.01	0.01	0.36	0.36
129.7	-8.5	20,294.6	Columbia Govt Reserves/G-Trust k r	4	0.04	0.04	0.22	0.22	0.71	0.71
42.0	-2.8	20,294.6	Columbia Govt Reserves/Retail A k r	4	0.00	0.00	0.14	0.14	0.62	0.62
2,678.4	-191.3	20,294.6	Columbia Govt Reserves/Trust k r	4	0.00	0.00	0.13	0.13	0.61	0.61
1,033.3	49.9	1,335.7	Daily Income Fund-US Govt/Advantage k	4	0.01	0.01	0.04	0.04	0.19	0.19
178.1	-1.6	1,335.7	Daily Income Fund-US Govt/Retail k	4	0.00	0.00	0.01	0.01	0.17	0.17
19.3	-0.8	18,913.4	Davidson Cash Equiv Plus Shrs Govt k	4	0.02	0.02	0.05	0.05	0.34	0.34
28.0	1.3	18,913.4	Davidson Cash Equiv Shr Govt & Agn k	4	0.02	0.02	0.02	0.02	0.27	0.27
284.7	12.4	335.5	Davis Govt MMF/CI A	4	0.18	0.16	0.43	0.40	0.81	0.80
27.3	-0.8	335.5	Davis Govt MMF/CI B	4	0.18	0.16	-	-	-	-
23.3	-1.5	335.5	Davis Govt MMF/CI C	4	0.18	0.16	-	-	-	-
.1	0.0	335.5	Davis Govt MMF/CI Y	4	0.18	0.16	-	-	-	-
50.9	4.1	50.9	Direxion US Govt MMF/CI A k	4	0.10	0.10	0.14	0.14	0.23	0.23
289.3	-6.7	289.3	Dreyfus BASIC US Govt MMF k	4	0.00	0.00	0.18	0.18	0.53	0.53
715.3	25.6	715.3	Dreyfus MM Instr/Govt Secs k	4	0.24	0.24	0.29	0.29	0.31	0.31
13,027.3	-275.5	16,195.1	Edward Jones MMF/Inv Class k	4	0.01	0.01	0.08	0.08	0.45	0.45
3,167.8	-63.2	16,195.1	Edward Jones MMF/RS Class k	4	0.01	0.01	0.08	0.08	0.45	0.45
1,012.6	-18.4	1,510.4	Evergreen US Govt MMF/CI A k	4	0.02	0.02	0.07	0.07	0.34	0.34
497.9	7.2	1,510.4	Evergreen US Govt MMF/CI S k	4	0.02	0.02	0.05	0.05	0.23	0.23
75.7	-0.4	75.7	FBR Fund for Govt Investors k	4	0.01	0.01	0.09	0.09	0.44	0.44
12,281.8	-263.3	12,281.8	Federated Govt Reserves Fund k	4	0.00	0.00	0.03	0.03	0.32	0.32
983.4	-64.9	983.4	Fidelity Government MMF	4	0.09	0.09	0.46	0.46	0.86	0.86
4,279.2	-218.5	4,279.2	Fidelity US Govt Reserves	4	0.19	0.19	0.53	0.53	0.95	0.95
530.3	-38.1	21,619.2	First Amer Govt Oblig/CI A k	4	0.00	0.00	0.03	0.03	0.36	0.36
2,973.9	-417.6	21,619.2	First Amer Govt Oblig/CI D k r	4	0.00	0.00	0.07	0.07	0.44	0.44
130.3	-4.1	130.3	First Elite Money Market Trust	4	0.01	0.01	0.04	0.04	0.49	0.49
801.0	-38.4	801.0	Government Cash Series k	4	0.00	0.00	0.02	0.02	0.30	0.30
358.2	64.3	527.3	Hancock Horizon Govt MMF/CI A	4	0.01	0.01	0.01	0.01	0.06	0.06
62.9	-3.4	1,088.9	HighMark US Govt MMF/CI A k	4	0.10	0.10	0.17	0.17	0.65	0.65
.2	0.0	1,088.9	HighMark US Govt MMF/CI B k	4	0.10	0.10	0.14	0.14	0.40	0.40
148.0	-10.1	1,088.9	HighMark US Govt MMF/CI S k	4	0.05	0.05	0.15	0.15	0.55	0.55
877.8	4.5	1,088.9	HighMark US Govt MMF/Fid k r	4	0.15	0.15	0.26	0.26	0.80	0.80
2,004.2	-58.7	2,004.2	Hilliard-Lyons Government Fund k	4	0.02	0.02	0.31	0.31	0.79	0.79
613.3	20.0	11,377.1	HSBC Investor US Govt MMF/CI A k	4	0.02	0.02	0.06	0.06	0.34	0.34
.1	0.0	11,377.1	HSBC Investor US Govt MMF/CI B k	4	0.02	0.02	-	-	-	-
879.2	-22.5	11,377.1	HSBC Investor US Govt MMF/CI D k	4	0.02	0.02	0.09	0.09	0.41	0.41
240.5	-8.2	240.5	Janus Govt MMF/Investor Shrs	4	0.01	0.01	0.01	0.01	0.32	0.32
251.2	-7.6	284.7	JENNDRY/Dryden Govt SecTr/MM Ser/A k	4	0.05	0.05	0.17	0.19	0.62	0.64
33.6	-0.3	284.7	JENNDRY/Dryden Govt SecTr/MM Ser/Z k	4	0.05	0.05	0.19	0.20	0.68	0.69
206.9	-15.1	15,244.6	JPMorgan Federal MMF/Morgan	4	0.00	0.00	0.04	0.04	0.45	0.45
.1	0.0	113,034.1	JPMorgan US Govt MMF/Investor r	4	0.00	0.00	-	-	-	-
2,887.1	-460.0	113,034.1	JPMorgan US Govt MMF/Morgan	4	0.00	0.00	0.08	0.08	0.49	0.49
378.3	-24.6	113,034.1	JPMorgan US Govt MMF/Service	4	0.00	0.00	0.00	0.00	0.28	0.28
221.3	-4.6	280.9	Liberty US Govt MM Trust/CI A k	4	0.00	0.00	0.05	0.05	0.37	0.37
42.7	-2.5	280.9	Liberty US Govt MM Trust/CI B k	4	0.00	0.00	0.00	0.00	0.07	0.07
14.8	-0.2	280.9	Liberty US Govt MM Trust/CI C k	4	0.00	0.00	0.00	0.00	0.08	0.08
2.1	.1	280.9	Liberty US Govt MM Trust/CI F k	4	0.00	0.00	0.05	0.05	0.37	0.37
513.9	-13.5	626.3	Lord Abbett US Govt & Govt SE MMF/A k	4	0.02	0.02	0.02	0.02	0.32	0.32

RESULTS FOR: 8/1/09 – 8/31/09

Assets (\$ mils)	1-Mo Change	Total Portfolio	TAXABLE FUNDS	Valuation Method	Investment Results (%)					
					Current Month		Year-To Date		12-Month	
					Yield	Total Return	Yield	Total Return	Yield	Total Return
50.8	-2.4	626.3	Lord Abbett US Govt & Govt SE MMF/B k	4	0.00	0.00	0.00	0.00	0.11	0.11
50.9	-3.8	626.3	Lord Abbett US Govt & Govt SE MMF/C k r	4	0.02	0.02	0.02	0.02	0.32	0.32
10.6	.2	626.3	Lord Abbett US Govt & Govt SE MMF/I k r	4	0.02	0.02	0.02	0.02	0.32	0.32
476.7	-23.5	876.3	Marshall Govt MMF/Class Y k	4	0.01	0.01	0.24	0.24	0.56	0.56
39.6	-1.8	39.6	MFS Govt Money Market Fund k	4	0.00	0.00	0.00	0.00	0.26	0.26
5.4	0.0	5.4	Monetta Government MMF k	4	0.11	0.11	0.33	0.33	0.84	0.84
187.8	7.8	187.8	Morgan Stanley ActiveAssets Govt k	4	0.01	0.01	0.02	0.02	0.39	0.39
795.3	-29.2	795.3	Morgan Stanley US Govt MMT k	4	0.04	0.04	0.02	0.02	0.34	0.34
44.1	5.3	2,732.8	MTB US Govt MMP/CI A k	4	0.02	0.02	0.08	0.08	0.55	0.55
1,740.9	-195.9	1,740.9	Northern US Govt MMF k	4	0.01	0.01	0.04	0.04	0.38	0.38
4,056.8	-299.7	4,056.8	Northern US Govt Select MMF k	4	0.01	0.01	0.02	0.02	0.29	0.29
555.4	-44.5	831.1	Pacific Cap US Govt Sec Cash/O k r	4	0.06	0.06	0.06	0.06	0.31	0.31
275.7	-16.7	831.1	Pacific Cap US Govt Sec Cash/Svc k r	4	0.01	0.01	0.01	0.01	0.21	0.21
1,034.3	-36.1	1,034.3	Payden Cash Reserves MMF k	4	0.16	0.16	0.53	0.54	0.89	0.90
.9	0.0	442.5	PNC Govt MMF/Class A k	4	0.05	0.05	0.06	0.06	0.38	0.38
1,415.8	-69.9	5,206.2	RBC US Govt MMF/Investor k	4	0.01	0.01	0.04	0.04	-	-
1,713.7	-70.9	5,206.2	RBC US Govt MMF/Reserve k	4	0.01	0.01	0.08	0.08	-	-
1,406.0	25.9	5,206.2	RBC US Govt MMF/Select k	4	0.01	0.01	0.10	0.10	-	-
127.2	-10.6	127.2	Ready Assets USA Govt MF k	4	0.00	0.00	0.01	0.01	0.13	0.13
243.7	-4.5	1,089.8	RidgeWorth US Govt Secs MMF/A k	4	0.02	0.02	0.04	0.04	0.37	0.37
846.0	14.1	1,089.8	RidgeWorth US Govt Secs MMF/I k r	4	0.07	0.07	0.15	0.15	0.49	0.49
14,462.0	-456.0	14,462.0	Schwab Govt Money Fund k	4	0.01	0.01	0.13	0.13	0.55	0.55
24.4	-1.2	28.7	Selected Daily Govt Fund/CI D	4	0.01	0.02	0.45	0.43	0.87	0.88
4.3	0.0	28.7	Selected Daily Govt Fund/CI S	4	0.01	0.02	0.32	0.30	0.67	0.68
81.4	-3.0	84.3	Sentinel Govt MMF/CI A k	4	0.00	0.00	0.00	0.00	0.20	0.20
2.9	-0.1	84.3	Sentinel Govt MMF/CI B k	4	0.00	0.00	0.00	0.00	0.15	0.15
4,308.7	27.1	4,308.7	SSgA US Govt MMF/CI A k	4	0.00	0.00	0.06	0.06	0.40	0.40
1,924.5	-71.7	3,573.5	TDAM US Govt Portfolio/Class A k	4	0.03	0.03	0.03	0.03	0.34	0.34
1,649.0	-79.1	3,573.5	TDAM US Govt Portfolio/Investor k	4	0.03	0.03	0.04	0.04	0.37	0.37
4,475.3	-173.9	4,475.3	UBS RMA US Govt Portfolio k	4	0.01	0.01	0.01	0.01	0.26	0.26
189.0	16.9	282.0	UMB Scout MMF Federal/Inv k	4	0.05	0.05	0.10	0.10	0.33	0.33
93.0	1.3	282.0	UMB Scout MMF Federal/Svc k	4	0.05	0.05	0.05	0.05	0.16	0.16
284.6	-5.5	284.6	US Govt Securities Savings Fund k	4	0.01	0.01	0.14	0.14	0.46	0.46
9,386.4	-765.9	9,386.4	Vanguard Federal MMF	4	0.15	0.15	0.57	0.57	1.06	1.06
557.0	-3.8	816.5	Victory Govt Reserves/Select k	4	0.01	0.01	0.03	0.03	0.33	0.34
259.5	-32.9	816.5	Victory Govt Reserves/Trust k r	4	0.01	0.01	0.11	0.11	0.46	0.47
169.0	5.0	668.6	Virtus Insight Govt MF/CI A	4	0.01	0.01	0.12	0.12	0.48	0.48
15.5	1.3	792.3	WCMA Govt Secs Class 1 k r	4	0.00	0.00	0.01	0.01	0.05	0.05
69.3	4.3	792.3	WCMA Govt Secs Class 2 k r	4	0.00	0.00	0.01	0.01	0.11	0.11
137.1	4.3	792.3	WCMA Govt Secs Class 3 k r	4	0.00	0.00	0.01	0.01	0.17	0.17
186.0	-6.2	792.3	WCMA Govt Secs Class 4 k r	4	0.00	0.00	0.01	0.01	0.17	0.17
86.9	-6.9	86.9	Weitz Government MMF k	4	0.10	0.24	0.29	0.36	0.64	0.68
913.1	-5.7	28,460.9	Wells Fargo Adv Govt MMF/CI A k	4	0.01	0.01	0.03	0.03	0.33	0.33
5,516.6	92.6	28,460.9	Wells Fargo Adv Govt MMF/Svc k	4	0.01	0.01	0.05	0.05	0.39	0.39
7,371.7	-467.7	7,371.7	Western Asset Govt MMF/CI A k	4	0.01	0.01	0.36	0.36	0.84	0.84
876.7	64.1	2,113.3	Wilmington US Govt MMF/Service k	4	0.01	0.01	0.08	0.08	0.42	0.42
1,103.1	-93.4	2,113.3	Wilmington US Govt MMF/W Shares k	4	0.01	0.01	0.11	0.11	0.47	0.47
\$134,815.6	\$-4,926.9		SUBTOTAL & AVERAGES		0.04	0.04	0.11	0.11	0.43	0.43
			PRIME RETAIL							
50.4	-0.8	50.4	AARP Money Market Fund k	4	0.14	0.14	0.47	0.47	0.97	0.97
662.5	-19.9	1,189.8	AIM MMF/Cash Reserve Shares k	4	0.05	0.05	0.11	0.11	0.62	0.62
17.7	.3	1,189.8	AIM MMF/CI Y k	4	0.05	0.05	0.19	0.19	-	-
110.8	-6.1	1,189.8	AIM MMF/Class B k	4	0.05	0.05	0.05	0.05	0.33	0.33
100.4	-5.3	1,189.8	AIM MMF/Class C k	4	0.05	0.05	0.05	0.05	0.33	0.33
43.8	.7	1,189.8	AIM MMF/Class R k	4	0.05	0.05	0.08	0.08	0.51	0.51
254.7	-4.6	1,189.8	AIM MMF/Investor Class k	4	0.05	0.05	0.19	0.19	0.72	0.72
588.3	-15.8	2,341.2	Allegiant Money Market Fund/CI A k	4	0.05	0.05	0.16	0.16	0.59	0.59
.2	0.0	2,341.2	Allegiant Money Market Fund/CI C k	4	0.05	0.05	0.16	0.16	0.39	0.39
32.4	-0.4	727.3	Amer Beacon MM Mileage Fund	4	0.01	0.01	0.05	0.06	0.50	0.52
2,730.8	-19.7	2,880.8	Amer Century Prime MMF/Inv Shares k	4	0.14	0.14	0.71	0.71	1.37	1.37
679.6	-22.4	26,509.0	American Funds MMF/529A Shrs k r	4	0.00	0.00	-	-	-	-
55.7	-1.7	26,509.0	American Funds MMF/529B Shrs k r	4	0.00	0.00	-	-	-	-
153.8	-8.5	26,509.0	American Funds MMF/529C Shares k r	4	0.00	0.00	-	-	-	-
39.5	-1.2	26,509.0	American Funds MMF/529E Shrs k r	4	0.00	0.00	-	-	-	-
34.2	-0.4	26,509.0	American Funds MMF/529F1 Shrs k r	4	0.00	0.00	-	-	-	-
20,165.6	-1,373.9	26,509.0	American Funds MMF/CI A k	4	0.00	0.00	-	-	-	-
663.7	-52.5	26,509.0	American Funds MMF/CI B k r	4	0.00	0.00	-	-	-	-
687.3	-60.7	26,509.0	American Funds MMF/CI C k r	4	0.00	0.00	-	-	-	-
62.2	-11.1	26,509.0	American Funds MMF/CI F1 k r	4	0.00	0.00	-	-	-	-
139.5	-19.1	26,509.0	American Funds MMF/CI F2 k r	4	0.00	0.00	-	-	-	-
84.7	-1.5	26,509.0	American Funds MMF/CI R1 k r	4	0.00	0.00	-	-	-	-
1,417.5	-30.2	26,509.0	American Funds MMF/CI R2 k r	4	0.00	0.00	-	-	-	-
1,213.0	-23.6	26,509.0	American Funds MMF/CI R3 k r	4	0.00	0.00	-	-	-	-
749.0	-7.3	26,509.0	American Funds MMF/CI R4 k r	4	0.00	0.00	-	-	-	-
360.6	-9.1	26,509.0	American Funds MMF/CI R5 k r	4	0.00	0.00	-	-	-	-
3.0	2.2	26,509.0	American Funds MMF/CI R6 r	4	0.00	0.00	-	-	-	-
7.4	.8	29.4	AMF MMF/Class D k	4	0.10	0.10	0.10	0.10	0.22	0.22
1,024.7	-63.5	1,024.7	AZL Money Market Fund k	4	0.00	0.00	0.32	0.32	0.89	0.89
286.1	-6.0	1,282.7	BB&T Prime MMF/CI A k	4	0.01	0.01	0.12	0.12	0.69	0.69
2.0	-0.1	1,282.7	BB&T Prime MMF/CI B k	4	0.01	0.01	0.02	0.02	0.46	0.46

RESULTS FOR: 8/1/09 – 8/31/09

Assets (\$ mils)	1-Mo Change	Total Portfolio	TAXABLE FUNDS	Valuation Method	Investment Results (%)					
					Current Month		Year-To-Date		12-Month	
					Yield	Total Return	Yield	Total Return	Yield	Total Return
.9	0.0	1,282.7	BB&T Prime MMF/CI C k	4	0.01	0.01	0.02	0.02	0.46	0.46
1,496.3	-185.7	2,680.7	BBH Money Market Fund/Regular k	4	0.01	0.01	0.37	0.37	0.75	0.75
56.1	-10.3	67,817.4	BlackRock Liquidity:TempFund PrCl k	4	0.00	0.00	0.23	0.23	0.82	0.82
255.1	-22.0	67,817.4	BlackRock Liquidity:TempFund Prem k	4	0.00	0.00	0.23	0.23	0.82	0.82
866.7	4.8	67,817.4	BlackRock Liquidity:TempFund Select k	4	0.00	0.00	0.11	0.11	0.63	0.63
138.4	-5.3	1,448.0	BlackRock MMP/Hilliard Lyons Class k	4	0.00	0.00	0.28	0.28	0.97	0.97
437.0	-9.2	1,448.0	BlackRock MMP/Inv A k	4	0.00	0.00	0.26	0.26	0.93	0.93
15.8	-1.7	1,448.0	BlackRock MMP/Inv B k	4	0.00	0.00	0.12	0.12	0.59	0.59
28.7	-2.8	1,448.0	BlackRock MMP/Inv C k	4	0.00	0.00	0.15	0.15	0.61	0.61
57.5	-5.3	97.1	BlackRock Summit Cash Reserves/CI A k r	4	0.02	0.02	0.25	0.25	0.90	0.90
39.6	-3.1	97.1	BlackRock Summit Cash Reserves/CI B k r	4	0.02	0.02	0.09	0.09	0.53	0.53
172.7	-21.1	172.7	Calvert Social Investment/MMP	4	0.18	0.18	0.64	0.64	1.40	1.40
959.2	40.1	4,805.0	Capital Assets Fund/MMP k	4	0.06	0.06	0.14	0.14	0.61	0.61
58.9	4.5	4,805.0	Capital Assets Fund/Preferred MMP k	4	0.04	0.04	0.30	0.30	0.86	0.86
2,618.8	-98.8	2,618.8	Cash Accumulation Tr/Liq Asset r	4	0.41	0.42	0.71	0.72	1.24	1.24
883.8	-7.9	28,153.6	Cash Reserve Prime/Inv k	4	0.01	0.01	0.14	0.14	0.60	0.60
1,228.5	81.8	4,805.0	CAT: MMP/Service Shares k	4	0.04	0.04	0.12	0.12	0.60	0.60
1,766.9	-21.1	4,805.0	CAT: Premier MM Shrs/MMP k	4	0.04	0.04	0.14	0.14	0.63	0.63
304.1	-25.1	4,805.0	CAT: Premium Reserve MM Shares k	4	0.04	0.04	0.36	0.36	0.91	0.91
649.6	-40.0	1,069.8	Cavanal Hill Cash Mgmt/Adm k	4	0.06	0.06	0.15	0.15	0.39	0.39
1,273.7	-63.3	1,273.7	Centennial Money Market Trust	4	0.01	0.01	0.09	0.09	0.62	0.62
10,627.8	-386.3	17,759.1	CMA Money Fund k	4	0.04	0.04	0.43	0.43	1.10	1.10
699.8	-12.4	1,600.1	CNI Charter Prime MMF/CI N k	4	0.10	0.10	0.14	0.14	0.47	0.47
341.5	3.6	1,600.1	CNI Charter Prime MMF/CI S k	4	0.05	0.05	0.07	0.07	0.36	0.36
383.5	-30.3	34,167.1	Columbia Cash Reserves/Class A k	4	0.00	0.00	0.19	0.19	0.74	0.74
46.4	-3.3	34,167.1	Columbia Cash Reserves/Class B k	4	0.00	0.00	0.03	0.03	0.41	0.41
19.9	-1.6	34,167.1	Columbia Cash Reserves/Class C k	4	0.00	0.00	0.03	0.03	0.41	0.41
613.0	-8.3	34,167.1	Columbia Cash Reserves/Class Z k r	4	0.13	0.13	0.55	0.55	1.14	1.14
12,696.7	-239.4	34,167.1	Columbia Cash Reserves/Daily k	4	0.00	0.00	0.14	0.14	0.65	0.65
18.6	-0.2	34,167.1	Columbia Cash Reserves/Marsico k	4	0.00	0.00	0.25	0.25	0.81	0.81
938.8	-55.3	34,167.1	Columbia Cash Reserves/Trust k r	4	0.03	0.03	0.45	0.45	1.03	1.03
470.2	-28.3	470.2	Columbia Daily Cash Reserves k	4	0.04	0.04	0.48	0.48	1.02	1.02
490.6	-21.7	14,549.5	Columbia MM Reserves/G-Trust k r	4	0.15	0.15	0.57	0.57	1.13	1.13
67.7	-0.8	14,549.5	Columbia MM Reserves/Retail A k r	4	0.08	0.08	0.50	0.50	1.06	1.06
179.5	26.5	14,549.5	Columbia MM Reserves/Trust k r	4	0.05	0.05	0.47	0.47	1.03	1.03
138.7	-3.2	138.7	Columbia MMF/Variable Series k r	4	0.00	0.00	0.35	0.35	0.98	0.98
134.8	-17.2	350.9	Credit Suisse Cash Reserve/CI A	4	0.07	0.07	0.09	0.09	0.51	0.51
216.1	-0.9	350.9	Credit Suisse Cash Reserve/Common	4	0.07	0.07	0.12	0.12	0.61	0.61
1,690.1	45.2	4,873.0	Daily Income Fund-MMP/Advantage k	4	0.05	0.05	0.26	0.26	0.81	0.81
317.5	-10.7	4,873.0	Daily Income Fund-MMP/Investor k	4	0.00	0.00	0.46	0.46	1.06	1.06
284.6	-16.1	4,873.0	Daily Income Fund-MMP/moneymarketXp k	4	0.02	0.02	0.16	0.16	0.66	0.66
1,287.2	62.4	4,873.0	Daily Income Fund-MMP/Retail k	4	0.00	0.00	0.25	0.25	0.81	0.81
286.4	-8.0	4,873.0	Daily Income Fund-MMP/ST Inc k	4	0.00	0.00	0.28	0.28	0.85	0.85
3.7	.1	4,805.0	Davidson Cash Equiv Plus Shrs MMP k	4	0.04	0.04	0.17	0.17	0.69	0.69
25.0	-0.8	4,805.0	Davidson Cash Equiv Shr MMP k	4	0.04	0.04	0.14	0.14	0.63	0.63
407.8	-2.0	439.5	Delaware Cash Reserve/Class A k	4	0.07	0.07	0.22	0.22	0.65	0.65
6.9	-0.6	439.5	Delaware Cash Reserve/Class B k	4	0.07	0.07	0.11	0.11	0.26	0.26
11.6	-0.5	439.5	Delaware Cash Reserve/Class C k	4	0.07	0.07	0.11	0.11	0.26	0.26
13.2	-0.2	439.5	Delaware Cash Reserve/Consultant k	4	0.07	0.07	0.16	0.16	0.52	0.52
1,015.5	-27.7	1,015.5	Dreyfus BASIC MMF k	4	0.02	0.02	0.48	0.48	1.00	1.00
1,446.3	-34.3	4,977.8	Dreyfus Liquid Assets/CI 1 k	4	0.00	0.00	0.21	0.21	0.75	0.75
3,531.6	-15.7	4,977.8	Dreyfus Liquid Assets/CI 2 k r	4	0.00	0.00	0.32	0.32	-	-
1,531.6	-35.7	1,531.6	Dreyfus MM Instr/MM Series k	4	0.01	0.01	0.37	0.37	0.86	0.86
155.7	-7.9	484.0	Dreyfus Money Market Resvs/CI R r	4	0.02	0.02	0.32	0.32	0.75	0.75
328.3	-16.5	484.0	Dreyfus Money Market Resvs/Inv k r	4	0.00	0.00	0.17	0.17	0.58	0.58
622.4	2.6	622.4	Dreyfus Worldwide Dollar MMF k	4	0.00	0.00	0.23	0.23	0.74	0.74
205.1	-13.5	3,332.0	DWS MM Prime Ser/DWS Cash Inv Tr/A k	4	0.01	0.01	0.24	0.24	0.75	0.75
21.6	-1.5	3,332.0	DWS MM Prime Ser/DWS Cash Inv Tr/B k	4	0.01	0.01	0.03	0.03	0.35	0.35
39.1	-2.5	3,332.0	DWS MM Prime Ser/DWS Cash Inv Tr/C k	4	0.01	0.01	0.03	0.03	0.38	0.38
541.9	.6	3,332.0	DWS MM Prime Ser/DWS Cash Inv Tr/S k	4	0.01	0.01	0.47	0.47	1.01	1.01
2,524.3	-64.2	3,332.0	DWS MM Prime Ser/DWS MMF k	4	0.02	0.02	0.49	0.49	1.06	1.06
4,316.9	-57.3	4,316.9	Eagle Money Market Fund k	4	0.01	0.01	0.04	0.04	0.42	0.42
220.8	22.9	220.8	Eaton Vance Cash Mgmt Fund k	4	0.00	0.00	0.03	0.03	0.52	0.52
262.6	-5.1	262.6	Elfun Money Market Fund r	4	0.27	0.27	0.56	0.56	1.00	1.00
1,317.3	-42.0	4,843.1	Evergreen MMF/CI A k	4	0.02	0.02	0.09	0.09	0.68	0.68
61.4	-4.4	4,843.1	Evergreen MMF/CI B k	4	0.02	0.02	0.05	0.05	0.41	0.41
39.0	-2.3	4,843.1	Evergreen MMF/CI C k	4	0.02	0.02	0.05	0.05	0.41	0.41
612.3	-18.7	4,843.1	Evergreen MMF/CI I k r	4	0.02	0.02	0.24	0.24	0.88	0.88
2,813.1	-40.7	4,843.1	Evergreen MMF/CI S k	4	0.02	0.02	0.05	0.05	0.55	0.55
10,346.6	-228.0	10,346.6	Federated Capital Reserves Fund k	4	0.00	0.00	0.33	0.33	0.90	0.90
93.4	-2.1	93.4	Federated Prime Money Fund II k r	4	0.16	0.16	0.67	0.67	1.17	1.17
64.6	-0.1	3,497.2	Federated/Auto Cash Mgmt Tr/CI K k	4	0.00	0.00	0.18	0.18	0.73	0.73
137,106.9	-1,311.1	137,106.9	Fidelity Cash Reserves	4	0.35	0.35	0.82	0.82	1.37	1.37
8,658.9	-315.3	8,658.9	Fidelity Money Market Fund	4	0.34	0.34	0.85	0.85	1.43	1.43
8,367.2	-64.2	8,367.2	Fidelity Select Money Market	4	0.40	0.40	0.89	0.89	1.45	1.45
519.2	-18.4	1,221.5	Fifth Third Prime MMF/CI A k	4	0.05	0.05	0.30	0.30	0.84	0.84
2.3	-0.3	1,221.5	Fifth Third Prime MMF/CI B k	4	0.05	0.05	0.07	0.07	0.43	0.43
.8	0.0	1,221.5	Fifth Third Prime MMF/CI C k	4	0.05	0.05	0.07	0.07	0.43	0.43
699.2	-23.9	1,221.5	Fifth Third Prime MMF/Instit k r	4	0.06	0.06	0.49	0.49	1.05	1.05
1,677.5	-107.6	32,121.7	First Amer Prime Oblig/CI A k	4	0.00	0.00	0.15	0.15	0.67	0.67
1.4	-0.2	32,121.7	First Amer Prime Oblig/CI B k	4	0.00	0.00	0.04	0.04	0.45	0.45

RESULTS FOR: 8/1/09 – 8/31/09

Assets (\$ mils)	1-Mo Change	Total Portfolio	TAXABLE FUNDS	Valuation Method	Investment Results (%)					
					Current Month		Year-To Date		12-Month	
					Yield	Total Return	Yield	Total Return	Yield	Total Return
3.3	-0.2	32,121.7	First Amer Prime Oblig/CI C k	4	0.00	0.00	0.04	0.04	0.45	0.45
2,473.1	-100.6	32,121.7	First Amer Prime Oblig/CI D k r	4	0.00	0.00	0.25	0.25	0.79	0.79
185.0	-5.9	185.0	First Investors Cash Mgmt Fund/CI A	4	0.06	0.06	0.33	0.33	0.69	0.68
143.0	-0.6	196.0	Flex-funds Money Market/Retail k	4	0.44	0.44	0.77	0.77	1.24	1.24
2,333.4	-149.7	8,671.3	Franklin Money Fund k	4	0.00	0.00	0.04	0.04	0.42	0.42
6.3	.6	8,671.3	Franklin Templeton MF/CI A k r	4	0.49	0.49	-	-	-	-
90.2	-9.5	8,671.3	Franklin Templeton MF/CI B k r	4	0.00	0.00	0.01	0.01	0.20	0.20
286.1	-30.4	8,671.3	Franklin Templeton MF/CI C k r	4	0.00	0.00	0.01	0.01	0.22	0.22
7.7	1.6	8,671.3	Franklin Templeton MF/CI R k r	4	0.00	0.00	0.02	0.02	0.26	0.26
169.3	-3.9	802.1	GE Money Market Fund/CI A	4	0.10	0.10	0.39	0.39	0.84	0.84
1,018.9	-2.6	1,161.2	Guidestone MMF/GS4 Class r	4	0.03	0.03	0.42	0.42	1.04	1.04
.4	0.0	199.3	Harbor Money Market Fund/Admin k	4	0.10	0.11	0.17	0.18	0.57	0.59
198.9	-5.9	199.3	Harbor Money Market Fund/Instit k	4	0.10	0.11	0.23	0.24	0.70	0.72
3.7	-0.1	8.7	Henderson MMF/CI A k	4	0.05	0.05	-	-	-	-
.9	-0.1	8.7	Henderson MMF/CI B k r	4	0.05	0.05	-	-	-	-
4.2	-0.2	8.7	Henderson MMF/CI C k r	4	0.05	0.05	-	-	-	-
807.6	-50.8	3,266.7	HighMark Diversified MMF/CI A k r	4	0.19	0.19	0.60	0.60	1.14	1.14
229.1	-5.4	3,266.7	HighMark Diversified MMF/CI S k r	4	0.08	0.08	0.37	0.37	0.90	0.90
2,230.0	-186.4	3,266.7	HighMark Diversified MMF/Fid k r	4	0.44	0.44	0.85	0.85	1.39	1.39
195.3	-0.7	195.3	Homestead Daily Income Fund	4	0.15	0.15	0.43	0.43	0.76	0.76
334.1	-5.0	12,044.7	HSBC Investor Prime MMF/CI A k	4	0.02	0.02	0.13	0.13	0.63	0.63
.4	0.0	12,044.7	HSBC Investor Prime MMF/CI B k	4	0.02	0.02	-	-	-	-
250.3	22.1	12,044.7	HSBC Investor Prime MMF/CI C k	4	0.02	0.02	0.05	0.05	0.37	0.37
2,338.8	95.6	12,044.7	HSBC Investor Prime MMF/CI D k	4	0.02	0.02	0.20	0.20	0.72	0.72
133.1	-14.9	398.0	Huntington MMF/A Shares k	4	0.01	0.01	0.01	0.01	0.26	0.26
264.9	-10.9	398.0	Huntington MMF/Instit k r	4	0.01	0.01	0.02	0.02	0.34	0.34
345.1	-9.8	345.1	ING Brokerage Cash Reserves k	4	0.00	0.00	0.01	0.01	0.46	0.46
1,033.3	-36.0	1,054.2	ING Classic MMF/CI A k	4	0.00	0.00	0.09	0.09	0.61	0.61
12.4	-0.8	1,054.2	ING Classic MMF/CI B k	4	0.00	0.00	0.00	0.00	0.34	0.34
8.6	.6	1,054.2	ING Classic MMF/CI C k	4	0.00	0.00	0.00	0.00	0.34	0.34
1,926.1	-106.9	2,249.9	ING Liquid Assets Portfolio/CI S k	4	0.01	0.01	0.14	0.14	0.68	0.68
139.7	-6.9	2,249.9	ING Liquid Assets Portfolio/CI S2 k	4	0.00	0.00	0.07	0.07	0.58	0.58
228.9	9.9	304.7	ING Money Market Fund/CI A k	4	0.00	0.00	0.09	0.09	0.61	0.61
6.7	-0.7	304.7	ING Money Market Fund/CI B k	4	0.00	0.00	0.00	0.00	0.24	0.24
9.7	-1.0	304.7	ING Money Market Fund/CI C k	4	0.00	0.00	0.08	0.08	0.62	0.62
41.8	-1.8	304.7	ING Money Market Fund/CI I k r	4	0.00	0.00	0.09	0.09	0.62	0.62
225.9	11.8	280.1	Ivy Money Market Fund/CI A k	4	0.74	0.74	1.05	1.07	1.19	1.20
54.2	-4.0	280.1	Ivy Money Market Fund/CI C k	4	0.20	0.20	0.26	0.28	0.38	0.40
1,589.2	-45.3	1,589.2	Janus MMF/Investor	4	0.00	0.00	0.10	0.10	0.45	0.45
742.4	-17.3	1,034.3	JENNDRY/MoneyMart Assets/CI A k	4	0.10	0.10	0.38	0.38	0.92	0.92
68.2	-4.7	1,034.3	JENNDRY/MoneyMart Assets/CI B	4	0.14	0.14	0.48	0.49	1.03	1.04
24.2	-0.6	1,034.3	JENNDRY/MoneyMart Assets/CI C	4	0.14	0.14	0.48	0.49	1.03	1.04
6.2	-0.1	1,034.3	JENNDRY/MoneyMart Assets/CI L k	4	0.10	0.10	0.27	0.27	-	-
7.9	-0.5	1,034.3	JENNDRY/MoneyMart Assets/CI M k	4	0.10	0.10	0.25	0.25	-	-
5.2	-0.1	1,034.3	JENNDRY/MoneyMart Assets/CI X k	4	0.10	0.10	0.25	0.25	-	-
180.2	-1.7	1,034.3	JENNDRY/MoneyMart Assets/CI Z r	4	0.14	0.14	0.48	0.49	1.03	1.04
357.8	-10.3	419.1	John Hancock MMF/CI A	4	0.00	0.00	0.05	0.05	0.38	0.38
33.0	-2.3	419.1	John Hancock MMF/CI B r	4	0.00	0.00	0.00	0.00	0.12	0.12
28.3	-2.3	419.1	John Hancock MMF/CI C r	4	0.00	0.00	0.02	0.02	0.14	0.14
25.4	-1.9	14,307.8	JPMorgan Liquid Assets MMF/CI B	4	0.00	0.00	0.12	0.12	0.68	0.68
434.0	2.8	14,307.8	JPMorgan Liquid Assets MMF/CI C	4	0.00	0.00	0.12	0.12	0.68	0.68
13.7	1.2	14,307.8	JPMorgan Liquid Assets MMF/E*Trade	4	0.01	0.01	-	-	-	-
613.4	-37.0	14,307.8	JPMorgan Liquid Assets MMF/Inv r	4	0.00	0.00	0.41	0.41	1.03	1.03
3,061.8	-40.4	14,307.8	JPMorgan Liquid Assets MMF/Morgan	4	0.00	0.00	0.35	0.35	0.96	0.96
439.9	-25.3	14,307.8	JPMorgan Liquid Assets MMF/Service	4	0.00	0.00	0.10	0.10	0.64	0.64
9.6	-0.6	175,285.7	JPMorgan Prime MMF/Class B	4	0.00	0.00	0.10	0.10	0.61	0.61
10.4	.1	175,285.7	JPMorgan Prime MMF/Class C	4	0.00	0.00	0.10	0.10	0.61	0.61
6,052.1	-372.2	175,285.7	JPMorgan Prime MMF/Morgan	4	0.00	0.00	0.37	0.37	0.95	0.95
.1	0.0	175,285.7	JPMorgan Prime MMF/Service	4	0.00	0.00	-	-	-	-
53.4	2.8	79.8	Liquid Assets Fund/I Shares k	4	0.30	0.30	0.40	0.40	0.54	0.54
16.5	-0.9	79.8	Liquid Assets Fund/S2 Shares k	4	0.05	0.05	0.09	0.09	0.20	0.20
9.9	.2	79.8	Liquid Assets Fund/T Shares k	4	0.15	0.15	0.25	0.25	0.39	0.39
596.7	-22.4	596.7	LMP Variable MMP k r	4	0.01	0.01	0.33	0.33	0.87	0.87
363.0	4.6	771.4	MainStay Cash Reserves Fund/CI I k	4	0.02	0.02	0.28	0.28	0.65	0.65
408.5	7.0	771.4	MainStay Cash Reserves Fund/Sweep k	4	0.02	0.02	0.08	0.08	0.36	0.36
286.0	-2.1	542.0	MainStay MMF/Class A k	4	0.02	0.02	0.07	0.07	0.41	0.41
151.1	-4.3	542.0	MainStay MMF/Class B k	4	0.02	0.02	0.06	0.06	0.35	0.35
36.5	-1.0	542.0	MainStay MMF/Class C k	4	0.02	0.02	0.06	0.06	0.35	0.35
68.4	-1.2	542.0	MainStay MMF/Inv Class k	4	0.02	0.02	0.06	0.06	0.35	0.35
76.4	-4.4	76.4	Managers Money Market Fund k	4	0.00	0.00	0.41	0.41	1.04	1.04
102.7	-6.2	5,366.7	Marshall Prime MMF/Advisor Class k	4	0.01	0.01	0.32	0.32	0.85	0.85
2,240.3	16.2	5,366.7	Marshall Prime MMF/Investor Class k	4	0.24	0.24	0.62	0.62	1.15	1.15
666.1	-31.3	666.1	MFS Money Market Fund k	4	0.00	0.00	0.04	0.04	0.41	0.41
33.2	-1.8	33.2	Money Market Management/Eagle k r	4	0.28	0.28	0.88	0.88	1.47	1.47
2,337.4	-86.1	2,337.4	Morgan Stanley ActiveAssets MT k	4	0.01	0.01	0.04	0.04	0.57	0.57
3,777.6	-110.9	3,777.6	Morgan Stanley Liquid Asset Fund k	4	0.01	0.01	0.02	0.02	0.49	0.49
45.7	-1.9	174.9	Morgan Stanley Select Dims MMF/CI X r	4	0.01	0.01	0.03	0.03	0.47	0.47
129.2	-6.2	174.9	Morgan Stanley Select Dims MMF/CI Y k r	4	0.01	0.01	0.02	0.02	0.38	0.38
95.9	-2.9	187.6	Morgan Stanley Var Invmt Ser/MMP/X r	4	0.01	0.01	0.03	0.03	0.51	0.51
91.7	-3.6	187.6	Morgan Stanley Var Invmt Ser/MMP/Y k r	4	0.01	0.01	0.02	0.02	0.42	0.42

Assets (\$ mils)	1-Mo Change	Total Portfolio	TAXABLE FUNDS	Valuation Method	Investment Results (%)					
					Current Month		Year-To-Date		12-Month	
					Yield	Total Return	Yield	Total Return	Yield	Total Return
525.6	-7.9	2,054.3	MTB MMF/CI A k	4	0.03	0.03	0.08	0.08	0.48	0.48
289.9	-4.6	2,054.3	MTB MMF/CI A2 k	4	0.03	0.03	0.15	0.15	0.59	0.59
.4	0.0	2,054.3	MTB MMF/CI B k	4	0.03	0.03	0.03	0.03	0.23	0.23
618.8	-1.0	2,312.7	Nationwide MMF/Prime Class k	4	0.00	0.00	0.03	0.03	0.50	0.50
8.4	-0.2	2,312.7	Nationwide MMF/Service Class k r	4	0.00	0.00	0.01	0.01	0.46	0.46
1,416.2	-66.4	2,298.4	Nationwide NVIT MMF/Class I k r	4	0.00	0.00	0.06	0.06	0.50	0.50
213.1	5.6	2,298.4	Nationwide NVIT MMF/Class ID k r	4	0.00	0.00	0.14	0.14	0.58	0.58
75.3	-2.2	2,298.4	Nationwide NVIT MMF/Class IV k r	4	0.00	0.00	0.14	0.14	0.58	0.58
593.8	-20.0	2,298.4	Nationwide NVIT MMF/Class V k r	4	0.00	0.00	0.09	0.09	0.53	0.53
207.4	-10.7	239.6	Natixis Cash Mgmt Tr/MM Series/A k	4	0.10	0.10	0.52	0.52	1.13	1.13
17.6	-0.7	239.6	Natixis Cash Mgmt Tr/MM Series/B k	4	0.10	0.10	0.52	0.52	1.13	1.13
14.6	-1.0	239.6	Natixis Cash Mgmt Tr/MM Series/C k	4	0.10	0.10	0.52	0.52	1.14	1.14
83.5	-0.6	83.5	Nicholas Money Market Fund k	4	0.14	0.14	0.20	0.20	0.72	0.72
8,578.4	-234.5	8,578.4	Northern MMF k	4	0.01	0.01	0.18	0.18	0.39	0.39
635.1	-22.8	635.1	Oppenheimer Cash Reserves/CI A k	4	0.01	0.01	0.20	0.20	0.86	0.86
204.0	-6.6	204.0	Oppenheimer MF/Vrble Acct Fund k r	4	0.06	0.06	0.48	0.48	1.14	1.14
2,338.5	-73.4	2,338.5	Oppenheimer MMF/CI A	4	0.01	0.01	0.32	0.32	1.01	1.01
254.2	-24.8	373.2	Pacific Cap Cash Assets Tr/Orig k r	4	0.07	0.07	0.19	0.19	0.56	0.56
119.0	2.5	373.2	Pacific Cap Cash Assets Tr/Svc k r	4	0.02	0.02	0.04	0.04	0.38	0.38
515.5	-6.5	25,229.4	PayPal Money Market Fund k	4	0.09	0.09	0.31	0.31	0.85	0.85
14.4	.7	697.2	Performance MMF/Consumer Service k	4	0.02	0.02	0.03	0.03	0.39	0.39
13.5	.1	479.9	PIMCO MMF/Admin k r	4	0.05	0.05	0.08	0.13	0.36	0.39
127.3	-6.7	479.9	PIMCO MMF/CI A k	4	0.05	0.05	0.08	0.13	0.36	0.39
48.8	-4.6	479.9	PIMCO MMF/CI B k	4	0.05	0.05	0.05	0.10	0.12	0.15
85.2	-6.5	479.9	PIMCO MMF/CI C k	4	0.05	0.05	0.08	0.13	0.37	0.39
614.7	-2.9	835.4	Pioneer Cash Reserves Fund/CI A k	4	0.01	0.01	0.24	0.24	0.87	0.87
43.8	-2.0	835.4	Pioneer Cash Reserves Fund/CI B k	4	0.01	0.01	0.02	0.02	0.41	0.41
48.6	-1.4	835.4	Pioneer Cash Reserves Fund/CI C k	4	0.01	0.01	0.02	0.02	0.43	0.43
2.6	.2	835.4	Pioneer Cash Reserves Fund/CI R k r	4	0.01	0.01	0.05	0.05	0.64	0.64
114.8	-2.4	560.7	PNC Prime MMF/Class A k	4	0.05	0.05	0.14	0.14	0.59	0.59
.1	0.0	560.7	PNC Prime MMF/Class C k	4	0.05	0.05	0.13	0.13	0.58	0.58
5,851.3	-319.5	5,851.3	Prime Cash Series k	4	0.00	0.00	0.33	0.33	0.94	0.94
683.8	-15.1	2,504.0	Principal Funds MMF/Class A k	4	0.00	0.00	0.29	0.29	0.85	0.85
76.0	-7.0	2,504.0	Principal Funds MMF/Class B k	4	0.00	0.00	0.02	0.02	0.43	0.43
34.2	-3.8	2,504.0	Principal Funds MMF/Class C k	4	0.00	0.00	0.09	0.09	0.48	0.48
365.7	-13.3	2,504.0	Principal Funds MMF/Class J k	4	0.00	0.00	0.11	0.11	0.66	0.66
795.8	-34.9	2,504.0	Principal Funds MMF/Class S k	4	0.00	0.00	0.27	0.27	0.77	0.77
11.4	0.0	2,504.0	Principal Funds MMF/R1 Class k	4	0.00	0.00	0.05	0.05	0.48	0.48
25.3	-0.1	2,504.0	Principal Funds MMF/R2 Class k	4	0.00	0.00	0.07	0.07	0.54	0.54
72.8	-18.9	2,504.0	Principal Funds MMF/R3 Class k	4	0.00	0.00	0.10	0.10	0.62	0.62
29.1	-0.4	2,504.0	Principal Funds MMF/R4 Class k	4	0.00	0.00	0.16	0.16	0.73	0.73
164.1	-6.0	2,504.0	Principal Funds MMF/R5 Class k	4	0.00	0.00	0.21	0.21	0.80	0.80
2,525.7	-114.1	2,711.2	Putnam MMF/CI A	4	0.05	0.05	0.41	0.41	1.06	1.06
69.2	-5.0	2,711.2	Putnam MMF/CI B r	4	0.05	0.05	0.12	0.12	0.70	0.70
28.2	-1.2	2,711.2	Putnam MMF/CI C r	4	0.05	0.05	0.12	0.12	0.70	0.70
47.2	-0.6	2,711.2	Putnam MMF/CI M	4	0.05	0.05	0.29	0.29	0.93	0.93
12.1	.4	2,711.2	Putnam MMF/CI R	4	0.05	0.05	0.12	0.12	0.70	0.70
28.9	-0.6	2,711.2	Putnam MMF/CI T	4	0.05	0.05	0.22	0.22	0.85	0.85
201.0	-6.3	378.3	Putnam VT Money Market IA r	4	0.05	0.05	0.50	0.50	1.16	1.16
177.4	-8.6	378.3	Putnam VT Money Market IB r	4	0.05	0.05	0.29	0.29	0.94	0.94
545.2	34.1	577.7	RBB MMP/Bedford Class k	4	0.04	0.04	0.28	0.28	0.74	0.74
4,585.2	-134.7	14,515.5	RBC Prime MMF/Investor k	4	0.01	0.01	0.07	0.07	-	-
4,945.7	90.9	14,515.5	RBC Prime MMF/Reserve k	4	0.01	0.01	0.16	0.16	-	-
1,435.4	13.2	14,515.5	RBC Prime MMF/Select k	4	0.01	0.01	0.22	0.22	-	-
4,680.0	-90.0	4,680.0	Ready Assets Prime MF k	4	0.04	0.04	0.32	0.32	0.94	0.94
4,998.4	-210.7	5,096.2	Retirement Reserves MF/CI I k r	4	0.04	0.04	0.45	0.45	1.09	1.09
97.9	.8	5,096.2	Retirement Reserves MF/CI II k r	4	0.04	0.04	0.42	0.42	1.06	1.06
2,998.1	-100.3	5,857.3	RidgeWorth Prime Qual MMF/A k	4	0.02	0.02	0.08	0.08	0.55	0.55
2.1	0.0	5,857.3	RidgeWorth Prime Qual MMF/C k	4	0.02	0.02	0.05	0.05	0.50	0.50
2,857.1	-21.5	5,857.3	RidgeWorth Prime Qual MMF/I k r	4	0.09	0.09	0.20	0.20	0.68	0.68
3,173.1	-89.7	3,280.9e	RiverSource Cash Mgmt Fund/CI A k	4	0.10	0.10	0.12	0.12	0.63	0.63
70.5	-25.7	3,280.9e	RiverSource Cash Mgmt Fund/CI B k	4	0.01	0.01	0.01	0.01	0.34	0.34
6.8	-0.4	3,280.9e	RiverSource Cash Mgmt Fund/CI C k	4	0.01	0.01	0.01	0.01	0.35	0.35
30.4	-0.6	3,280.9e	RiverSource Cash Mgmt Fund/CI Y k	4	0.01	0.01	0.09	0.09	0.64	0.64
494.0	-3.1	531.5	RS Money Market Fund/CI A k	4	0.05	0.05	0.05	0.05	0.45	0.45
1.5	0.0	531.5	RS Money Market Fund/CI B k	4	0.05	0.05	0.05	0.05	0.22	0.22
8.6	0.0	531.5	RS Money Market Fund/CI C k	4	0.05	0.05	0.05	0.05	0.22	0.22
27.4	-0.1	531.5	RS Money Market Fund/CI K k	4	0.05	0.05	0.05	0.05	0.32	0.32
220.1	-7.9	220.1	RS Money Market VIP Series k r	4	0.05	0.05	0.07	0.07	0.51	0.51
14,164.7	-340.9	20,156.9	Schwab Advisor Cash Resvs/PremSwp k	4	0.01	0.01	0.23	0.23	0.72	0.72
5,992.2	-198.4	20,156.9	Schwab Advisor Cash Resvs/Sweep k	4	0.01	0.01	0.19	0.19	0.67	0.67
30,684.4	489.1	30,684.4	Schwab Cash Reserves k	4	0.07	0.07	0.22	0.22	0.69	0.69
2,026.3	-73.3	2,026.3	Schwab Investor Money Fund k r	4	0.01	0.01	0.23	0.23	0.73	0.73
14,036.3	14.2	14,036.3	Schwab Money Market Fund k	4	0.01	0.01	0.15	0.15	0.59	0.59
28,953.4	-1,744.5	40,083.8	Schwab Value Adv MF/Inv k	4	0.01	0.01	0.35	0.35	0.87	0.87
1,177.1	-55.8	1,177.1	SEI Liq Asset Tr/Prime Oblig/CI A k	4	0.01	0.01	0.19	0.19	0.72	0.72
102.5	-3.4	125.6	Seligman Cash Mgmt Fund/A k	4	0.01	0.01	-	-	-	-
5.2	-0.3	125.6	Seligman Cash Mgmt Fund/B k	4	0.01	0.01	-	-	-	-
14.3	-0.1	125.6	Seligman Cash Mgmt Fund/C k	4	0.01	0.01	-	-	-	-
3.4	.4	125.6	Seligman Cash Mgmt Fund/R2 k r	4	0.01	0.01	-	-	-	-
.2	-0.2	125.6	Seligman Cash Mgmt Fund/R5 k r	4	0.01	0.01	-	-	-	-

Assets (\$ mils)	1-Mo Change	Total Portfolio	TAXABLE FUNDS	Valuation Method	Investment Results (%)					
					Current Month		Year-To Date		12-Month	
					Yield	Total Return	Yield	Total Return	Yield	Total Return
17.1	-2.7	17.1	Sentinel Variable Products MMF k r	4	0.00	0.00	0.01	0.01	0.42	0.42
40.7	1.2	40.7	SM&R Money Market Fund k	4	0.00	0.00	0.01	0.01	0.46	0.46
8,599.3	851.8	8,599.3	SSgA MMF/CI A	4	0.09	0.09	0.40	0.40	0.86	0.86
838.0	-36.7	854.0	SunAmerica MMF/CI A k	4	0.01	0.01	0.18	0.18	0.53	0.53
15.9	-0.2	854.0	SunAmerica MMF/CI I k r	4	0.06	0.06	-	-	-	-
311.5	-7.2	311.5	SVS II Money Market Portfolio A k r	4	0.01	0.01	0.45	0.45	1.07	1.07
6,076.2	-173.8	6,076.2	T Rowe Price Prime Reserve	4	0.00	0.00	0.29	0.29	0.92	0.92
6,100.5	-9.4	6,100.5	T Rowe Price Summit Cash Reserves	4	0.12	0.12	0.44	0.44	1.06	1.06
136.7	-5.9	261.2	TA IDEX Transamerica MMF/CI A k	4	0.01	0.01	0.04	0.04	0.51	0.51
37.1	-2.7	261.2	TA IDEX Transamerica MMF/CI B k	4	0.01	0.01	0.01	0.01	0.27	0.27
51.1	-7.0	261.2	TA IDEX Transamerica MMF/CI C k	4	0.01	0.01	0.01	0.01	0.25	0.25
36.2	-0.9	261.2	TA IDEX Transamerica MMF/CI I k	4	0.01	0.01	-	-	-	-
179.5	-41.3	179.5	TCW Money Market Fund	4	0.19	0.19	0.42	0.43	0.96	0.95
3,298.3	-46.9	9,871.9	TDAM MMP/Class A k	4	0.05	0.05	0.05	0.05	0.50	0.50
4,076.2	-185.7	9,871.9	TDAM MMP/Investor k	4	0.05	0.05	0.06	0.06	0.53	0.53
499.9	-46.3	9,871.9	TDAM MMP/Premium k	4	0.05	0.05	0.09	0.09	0.66	0.67
1,997.5	-140.1	9,871.9	TDAM MMP/Select k	4	0.05	0.05	0.09	0.09	0.66	0.66
1,109.1	-41.2	1,225.0	Thrivent MMF/CI A k	4	0.01	0.01	0.40	0.40	1.03	1.03
576.2	-15.9	576.2	Thrivent Money Market Portfolio k r	4	0.21	0.21	0.63	0.63	1.25	1.25
917.7	-24.3	1,374.3	TIAA-CREF Instit MMF/Retail k	4	0.02	0.02	0.55	0.55	1.11	1.11
120.7	-7.6	303.3	Touchstone MMF/CI A k	4	0.20	0.20	0.95	0.95	1.58	1.58
182.6	-4.8	303.3	Touchstone MMF/CI S k	4	0.01	0.01	0.67	0.67	1.28	1.28
50.2	-1.3	50.2	Transamerica Premier Cash Res/Inv k	4	0.01	0.01	0.35	0.35	0.90	0.90
1,863.8	-44.0	1,863.8	UBS Cashfund k	4	0.01	0.01	0.22	0.22	0.71	0.71
1,892.2	-66.3	1,892.2	UBS Retirement MF k r	4	0.01	0.01	0.16	0.16	0.64	0.64
15,867.2	-390.4	15,867.2	UBS RMA Money Market Portfolio k	4	0.01	0.01	0.22	0.22	0.71	0.71
1,173.1	-143.4	19,004.4	UBS Select Prime Investor Fund k	4	0.01	0.01	0.37	0.37	0.94	0.94
402.2	8.3	590.8	UMB Scout MMF Prime/Inv k	4	0.05	0.05	0.09	0.09	0.50	0.50
188.7	10.5	590.8	UMB Scout MMF Prime/Service k	4	0.05	0.05	0.05	0.05	0.31	0.31
6,113.2	9.6	6,113.2	USAA Money Market Fund	4	0.66	0.66	1.12	1.12	1.71	1.71
188.2	-38.2	188.2	Value Line Cash Fund k	4	0.01	0.01	0.11	0.11	0.45	0.45
555.6	-27.6	722.1	Van Kampen MMF/CI A k	4	0.01	0.01	0.01	0.01	0.22	0.22
114.6	-7.7	722.1	Van Kampen MMF/CI B k	4	0.01	0.01	0.01	0.01	0.12	0.12
52.0	-3.2	722.1	Van Kampen MMF/CI C k	4	0.01	0.01	0.01	0.01	0.12	0.12
96,078.0	-1,315.0	114,400.8	Vanguard Prime MMF/Investor	4	0.21	0.21	0.73	0.73	1.31	1.31
527.9	-38.1	527.9	Victory Financial Reserves/CI A r	4	0.30	0.30	0.59	0.59	0.76	0.76
644.0	-1.6	644.0	Victory Prime Oblig Fund/CI A	4	0.06	0.06	0.43	0.43	0.65	0.65
613.2	-14.8	2,365.9	Virtus Insight MF/CI A k	4	0.01	0.01	0.35	0.35	0.87	0.87
1,241.2	-28.2	1,241.2	W&R Advisors Cash Mgmt MMF/CI A	4	0.84	0.84	1.03	1.03	1.25	1.25
520.3	-25.6	17,759.1	WCMA Money Fund Class 1 k r	4	0.04	0.04	0.08	0.08	0.54	0.54
2,149.6	52.7	17,759.1	WCMA Money Fund Class 2 k r	4	0.04	0.04	0.22	0.22	0.85	0.85
2,756.2	102.7	17,759.1	WCMA Money Fund Class 3 k r	4	0.04	0.04	0.43	0.43	1.10	1.10
1,705.1	80.7	17,759.1	WCMA Money Fund Class 4 k r	4	0.04	0.04	0.43	0.43	1.10	1.10
5,105.9	-236.4	22,683.2	Wells Fargo Adv Cash Inv MMF/Svc k	4	0.02	0.02	0.39	0.39	0.96	0.96
1,548.5	-122.2	24,576.0	Wells Fargo Adv Heritage MF/Admin k r	4	0.16	0.16	0.52	0.52	1.11	1.11
6,296.2	-119.3	7,133.6	Wells Fargo Adv MMF/Class A k	4	0.01	0.01	0.17	0.17	0.73	0.73
837.5	-8.5	7,133.6	Wells Fargo Adv MMF/Inv k	4	0.01	0.01	0.25	0.25	0.82	0.82
1,077.0	-27.8	11,505.8	Wells Fargo Adv Prime Inv MMF/Svc k	4	0.01	0.01	0.23	0.23	0.79	0.79
17,207.8	-1,082.1	17,593.9	Western Asset MMF/CI A k	4	0.01	0.01	0.50	0.50	1.04	1.04
46.8	-2.9	17,593.9	Western Asset MMF/CI B k	4	0.01	0.01	0.13	0.13	0.60	0.60
161.4	-5.8	17,593.9	Western Asset MMF/CI C k	4	0.01	0.01	0.14	0.14	0.59	0.59
766.9	-20.5	8,150.4	Western Asset/Citi Liquid Reserves k	4	0.01	0.01	0.42	0.42	0.96	0.96
375.3	47.7	8,150.4	Western Asset/Citi Prem Liquid Res k r	4	0.08	0.08	0.69	0.69	1.24	1.24
1,403.4	-31.3	1,403.4	William Blair Ready Reserves Fund k	4	0.01	0.01	0.13	0.13	0.51	0.51
1,233.3	60.6	2,624.1	Wilmington Prime MMF/Service k	4	0.01	0.01	0.20	0.20	0.57	0.57
1,320.3	-259.3	2,624.1	Wilmington Prime MMF/W Shares k	4	0.01	0.01	0.26	0.26	0.64	0.64
\$674,976.0	\$-13,874.2		SUBTOTAL & AVERAGES		0.05	0.05	0.23	0.24	0.70	0.70
GOVERNMENT INSTITUTIONAL										
411.5	-2.9	749.7	Accessor US Govt MMF/CI Z	4	0.30	0.30	0.58	0.58	1.08	1.08
1,605.7	-44.3	1,637.0	AIM ATST Premier US Govt MMP/Instit k	4	0.18	0.18	0.37	0.37	0.83	0.83
31.3	2.5	1,637.0	AIM ATST Premier US Govt MMP/Inv k	4	0.18	0.18	0.37	0.37	0.83	0.83
1,924.9	-102.3	14,963.0	AIM STIT Govt & Agency/Cash Mgmt k	4	0.13	0.13	0.31	0.31	0.65	0.65
1,798.3	586.1	14,963.0	AIM STIT Govt & Agency/Corporate	4	0.18	0.18	0.36	0.36	0.70	0.70
9,814.8	1,151.6	14,963.0	AIM STIT Govt & Agency/Instit	4	0.21	0.21	0.39	0.39	0.73	0.73
17.8	-3.2	14,963.0	AIM STIT Govt & Agency/Personal k	4	0.05	0.05	0.06	0.06	0.33	0.33
781.3	-2.2	14,963.0	AIM STIT Govt & Agency/Private k	4	0.05	0.05	0.14	0.14	0.46	0.46
139.4	.2	14,963.0	AIM STIT Govt & Agency/Reserve k	4	0.05	0.05	0.05	0.05	0.22	0.22
486.5	18.1	14,963.0	AIM STIT Govt & Agency/Resource k	4	0.06	0.06	0.23	0.23	0.57	0.57
25.7	2.3	640.3	AIM STIT Govt Tax Adv/Cash Mgmt k	4	0.05	0.05	0.22	0.22	0.51	0.51
>0.0	-0.3	640.3	AIM STIT Govt Tax Adv/Corporate k	4	0.05	0.05	0.27	0.27	0.56	0.56
536.0	-12.0	640.3	AIM STIT Govt Tax Adv/Instit k	4	0.08	0.08	0.29	0.29	0.59	0.59
12.1	-9.7	640.3	AIM STIT Govt Tax Adv/Personal k	4	0.05	0.05	0.05	0.05	0.25	0.25
42.9	-0.1	640.3	AIM STIT Govt Tax Adv/Private k	4	0.05	0.05	0.11	0.11	0.38	0.38
5.7	1.5	640.3	AIM STIT Govt Tax Adv/Reserve k	4	0.05	0.05	0.05	0.05	0.16	0.16
17.8	-15.8	640.3	AIM STIT Govt Tax Adv/Resource k	4	0.05	0.05	0.16	0.16	0.45	0.45
11,498.8	1,631.7	21,295.4	AIM STIT Treasury/Cash Mgmt k	4	0.05	0.05	0.12	0.12	0.31	0.31
2,039.5	-97.3	21,295.4	AIM STIT Treasury/Corporate k	4	0.06	0.06	0.16	0.16	0.36	0.36
4,882.3	-482.1	21,295.4	AIM STIT Treasury/Instit k	4	0.09	0.09	0.19	0.19	0.39	0.39
211.7	-4.3	21,295.4	AIM STIT Treasury/Personal k	4	0.05	0.05	0.05	0.05	0.12	0.12
2,267.9	-34.0	21,295.4	AIM STIT Treasury/Private k	4	0.05	0.05	0.05	0.05	0.19	0.19

Assets (\$ mils)	1-Mo Change	Total Portfolio	TAXABLE FUNDS	Valuation Method	Investment Results (%)					
					Current Month		Year-To-Date		12-Month	
					Yield	Total Return	Yield	Total Return	Yield	Total Return
29.7	-4.5	21,295.4	AIM STIT Treasury/Reserve k	4	0.05	0.05	0.05	0.05	0.09	0.09
365.4	9.5	21,295.4	AIM STIT Treasury/Resource k	4	0.05	0.05	0.08	0.08	0.26	0.26
772.5	5.8	1,069.9	Allegiant Government Fund/CI I k	4	0.07	0.07	0.25	0.25	0.70	0.70
325.1	10.4	440.6	Allegiant Treasury Fund/CI I k	4	0.02	0.02	0.01	0.01	0.20	0.20
297.6	-265.2	297.6	Amer Beacon US Govt MM Select	4	0.21	0.21	0.32	0.33	0.68	0.73
375.2	-19.1	375.2	Amer Freedom US Govt Fund	4	0.03	0.03	0.21	0.21	0.62	0.62
.1	0.0	927.6	Barclays/BGI Govt MMF/C k	4	0.07	0.07	0.10	0.10	0.31	0.31
18.2	0.0	927.6	Barclays/BGI Govt MMF/I k	4	0.07	0.07	0.11	0.11	0.31	0.31
>0.0	-5.1	927.6	Barclays/BGI Govt MMF/P k	4	0.06	0.06	0.09	0.09	0.29	0.29
53.3	-1.4	927.6	Barclays/BGI Govt MMF/S k	4	0.07	0.07	0.09	0.09	0.29	0.29
839.8	355.7	927.6	Barclays/BGI Govt MMF/SL Agency k r	4	0.08	0.08	-	-	-	-
16.1	-1.1	927.6	Barclays/BGI Govt MMF/T k	4	0.07	0.07	0.08	0.08	0.25	0.25
62.5	7.0	3,132.9	Barclays/BGI Treasury MMF/C k	4	0.06	0.06	0.09	0.09	0.20	0.20
>0.0	0.0	3,132.9	Barclays/BGI Treasury MMF/I k	4	0.06	0.06	0.09	0.09	0.21	0.21
13.1	.9	3,132.9	Barclays/BGI Treasury MMF/P k	4	0.06	0.06	0.09	0.09	0.20	0.20
4.6	-9.2	3,132.9	Barclays/BGI Treasury MMF/S k	4	0.06	0.06	0.09	0.09	0.19	0.19
2,972.6	215.6	3,132.9	Barclays/BGI Treasury MMF/SL Agency k r	4	0.09	0.09	-	-	-	-
80.1	3.2	3,132.9	Barclays/BGI Treasury MMF/T k	4	0.06	0.06	0.09	0.09	0.19	0.19
460.8	-5.2	634.9	BB&T US Treas MMF/Instit k	4	0.01	0.01	0.01	0.01	0.12	0.12
133.3	-15.5	179.6	Bishop Street Govt MMF/Instit k	4	0.00	0.00	0.04	0.04	0.46	0.46
30.3	-176.7	314.0	BlackRock Liquidity:Fed Tr Dollar k	4	0.00	0.00	0.12	0.12	0.55	0.55
283.7	22.8	314.0	BlackRock Liquidity:Fed Tr Inst k	4	0.03	0.03	0.30	0.30	0.75	0.75
104.5	-21.7	15,560.4	BlackRock Liquidity:FedFund Admin k	4	0.02	0.02	0.21	0.21	0.62	0.62
26.6	0.0	15,560.4	BlackRock Liquidity:FedFund CashMgt k	4	0.00	0.00	0.02	0.02	0.36	0.36
4.5	-0.1	15,560.4	BlackRock Liquidity:FedFund CashRes k	4	0.00	0.00	0.04	0.04	0.41	0.41
853.9	-146.9	15,560.4	BlackRock Liquidity:FedFund Dollar k	4	0.00	0.00	0.10	0.10	0.49	0.49
14,229.1	-123.5	15,560.4	BlackRock Liquidity:FedFund Inst k	4	0.12	0.12	0.31	0.31	0.72	0.72
38.9	-0.2	7,027.3	BlackRock Liquidity:T-Fund Admin k	4	0.00	0.00	0.01	0.01	0.23	0.23
480.4	-9.2	7,027.3	BlackRock Liquidity:T-Fund CashMgt k	4	0.00	0.00	0.00	0.00	0.12	0.12
380.0	-8.4	7,027.3	BlackRock Liquidity:T-Fund Dollar k	4	0.00	0.00	0.00	0.00	0.17	0.17
5,802.1	-475.4	7,027.3	BlackRock Liquidity:T-Fund Inst k	4	0.04	0.04	0.08	0.08	0.31	0.31
141.9	-5.0	2,857.7	BlackRock Liquidity:Treas Tr Admin k	4	0.00	0.00	0.01	0.01	0.21	0.21
38.2	-1.3	2,857.7	BlackRock Liquidity:Treas Tr CashMg k	4	0.00	0.00	0.01	0.01	0.10	0.10
117.3	9.0	2,857.7	BlackRock Liquidity:Treas Tr Dollar k	4	0.00	0.00	0.01	0.01	0.16	0.16
2,560.2	-95.2	2,857.7	BlackRock Liquidity:Treas Tr Inst k	4	0.01	0.01	0.04	0.04	0.26	0.26
168.0	1.6	437.8	BlackRock US Treas MMP/Instit k	4	0.00	0.00	0.00	0.00	0.18	0.18
176.5	-43.1	437.8	BlackRock US Treas MMP/Svc Cl k	4	0.00	0.00	0.00	0.00	0.12	0.12
341.8	43.4	18,913.4	CAT: Govt&Agen Secs/Managed k	4	0.02	0.02	0.19	0.19	0.58	0.58
320.9	.7	933.0	Cavalan Hill US Treas Fund/Inst k	4	0.01	0.01	0.01	0.01	0.12	0.12
107.7	-55.7	933.0	Cavalan Hill US Treas Fund/Svc k	4	0.01	0.01	0.01	0.01	0.10	0.10
238.6	-88.7	532.5	CitizensSelect Treasury MMF/CI A r	4	0.01	0.01	0.04	0.04	0.31	0.31
229.5	7.5	532.5	CitizensSelect Treasury MMF/CI B k r	4	0.00	0.00	0.00	0.00	0.20	0.20
61.6	-0.4	532.5	CitizensSelect Treasury MMF/CI C k r	4	0.00	0.00	0.00	0.00	0.13	0.13
2.9	0.0	532.5	CitizensSelect Treasury MMF/CI D k r	4	0.00	0.00	0.00	0.00	0.05	0.05
118.0	4.9	3,016.6	CNI Charter Govt MMF/Instit k	4	0.05	0.05	0.12	0.12	0.41	0.41
100.2	-10.1	1,748.4	Columbia Govt Plus Reserves/Adviser k	4	0.00	0.00	0.08	0.08	0.58	0.58
1,071.6	-81.0	1,748.4	Columbia Govt Plus Reserves/Capital k	4	0.08	0.08	0.30	0.30	0.80	0.80
191.3	7.4	1,748.4	Columbia Govt Plus Reserves/Instit k	4	0.04	0.04	0.26	0.26	0.76	0.76
5.1	0.0	1,748.4	Columbia Govt Plus Reserves/Liquid k	4	0.00	0.00	-	-	-	-
1,048.0	-105.2	20,294.6	Columbia Govt Reserves/Adviser k	4	0.00	0.00	0.05	0.05	0.51	0.51
11,711.2	-2,123.2	20,294.6	Columbia Govt Reserves/Capital k	4	0.04	0.04	0.22	0.22	0.71	0.71
2,667.4	-388.7	20,294.6	Columbia Govt Reserves/Instit k	4	0.01	0.01	0.18	0.18	0.67	0.67
117.3	-6.2	20,294.6	Columbia Govt Reserves/Investor k	4	0.00	0.00	0.03	0.03	0.46	0.46
864.2	-46.2	20,294.6	Columbia Govt Reserves/Liquidity k	4	0.00	0.00	0.10	0.10	0.57	0.57
5,266.2	-290.2	15,496.3	Columbia Treas Reserves/Adviser k	4	0.00	0.00	0.00	0.00	0.11	0.11
5,696.2	-1,144.6	15,496.3	Columbia Treas Reserves/Capital k	4	0.01	0.01	0.11	0.11	0.22	0.22
1,830.0	-183.9	15,496.3	Columbia Treas Reserves/Instit k	4	0.00	0.00	0.08	0.08	0.19	0.19
79.4	-5.4	15,496.3	Columbia Treas Reserves/Investor k	4	0.00	0.00	0.00	0.00	0.10	0.10
413.1	-64.2	15,496.3	Columbia Treas Reserves/Liquidity k	4	0.00	0.00	0.01	0.01	0.12	0.12
86.1	26.8	86.1	Commerce Capital Inst Sel Govt MMF	4	0.00	0.00	0.01	0.01	0.36	0.38
.3	0.0	1,335.7	Daily Income Fund-US Govt/Inst Svc k	4	0.00	0.00	0.29	0.29	0.54	0.54
124.1	-0.4	1,335.7	Daily Income Fund-US Govt/Instit	4	0.22	0.22	-	-	-	-
231.3	-2.6	1,120.5	Daily Income Fund-US Treas/Inst Svc k	4	0.00	0.00	0.02	0.02	0.12	0.12
447.7	-116.4	1,120.5	Daily Income Fund-US Treas/Instit k	4	0.01	0.01	0.19	0.19	0.30	0.30
1,091.9	-178.4	34,643.9	Dreyfus Govt Cash Mgmt/Admin k	4	0.03	0.03	0.22	0.22	0.56	0.56
111.6	28.8	34,643.9	Dreyfus Govt Cash Mgmt/Agency k	4	0.07	0.07	0.27	0.27	0.61	0.61
30,480.1	-156.1	34,643.9	Dreyfus Govt Cash Mgmt/Instit k	4	0.13	0.13	0.32	0.32	0.66	0.66
2,523.3	-307.9	34,643.9	Dreyfus Govt Cash Mgmt/Inv k	4	0.00	0.00	0.11	0.11	0.44	0.44
437.0	-8.3	34,643.9	Dreyfus Govt Cash Mgmt/Part k	4	0.00	0.00	0.05	0.05	0.35	0.35
560.6	33.4	5,874.6	Dreyfus Govt Prime Cash Mgmt/Admin k	4	0.01	0.01	0.10	0.10	0.47	0.47
56.2	27.6	5,874.6	Dreyfus Govt Prime Cash Mgmt/Agency k	4	0.05	0.05	0.14	0.14	0.51	0.51
3,892.6	-841.0	5,874.6	Dreyfus Govt Prime Cash Mgmt/Inst k	4	0.11	0.11	0.20	0.20	0.57	0.57
589.2	-70.9	5,874.6	Dreyfus Govt Prime Cash Mgmt/Inv k	4	0.00	0.00	0.03	0.03	0.38	0.38
775.9	-50.0	5,874.6	Dreyfus Govt Prime Cash Mgmt/Part k	4	0.00	0.00	0.01	0.01	0.31	0.31
9.3	.2	2,981.0	Dreyfus Inst Res Treas Fund/Agency k	4	0.00	0.00	0.00	0.00	0.15	0.15
407.3	15.0	2,981.0	Dreyfus Inst Res Treas Fund/Classic k	4	0.00	0.00	0.00	0.00	0.09	0.09
737.2	-105.3	2,981.0	Dreyfus Inst Res Treas Fund/Ham	4	0.01	0.01	0.04	0.04	0.21	0.21
611.6	49.6	2,981.0	Dreyfus Inst Res Treas Fund/Instit	4	0.06	0.06	0.08	0.08	0.26	0.26
1,215.7	-117.7	2,981.0	Dreyfus Inst Res Treas Fund/Premier k	4	0.00	0.00	0.00	0.00	0.12	0.12
11.6	.2	1,090.1	Dreyfus Inst Res Treas Prime/Ham k	4	0.00	0.00	0.02	0.02	0.25	0.25

Assets (\$ mils)	1-Mo Change	Total Portfolio	TAXABLE FUNDS	Valuation Method	Investment Results (%)					
					Current Month		Year-To Date		12-Month	
					Yield	Total Return	Yield	Total Return	Yield	Total Return
611.3	-65.5	1,090.1	Dreyfus Inst Res Treas Prime/Instit	4	0.02	0.02	0.04	0.04	0.28	0.28
467.2	-85.0	1,090.1	Dreyfus Inst Res Treas Prime/Prem k	4	0.00	0.00	0.00	0.00	0.16	0.16
1,655.0	-24.8	28,519.9	Dreyfus Treas Prime Cash Mgmt/Adm k	4	0.00	0.00	0.00	0.00	0.20	0.20
26.6	-67.9	28,519.9	Dreyfus Treas Prime Cash Mgmt/Agcy k	4	0.00	0.00	0.01	0.01	0.22	0.22
19,193.7	-671.6	28,519.9	Dreyfus Treas Prime Cash Mgmt/Inst k	4	0.01	0.01	0.04	0.04	0.26	0.26
4,970.2	239.6	28,519.9	Dreyfus Treas Prime Cash Mgmt/Inv k	4	0.00	0.00	0.00	0.00	0.15	0.15
2,674.4	-123.2	28,519.9	Dreyfus Treas Prime Cash Mgmt/Part k	4	0.00	0.00	0.00	0.00	0.11	0.11
681.0	-120.7	15,978.0	Dreyfus Treas&Agen Cash Mgmt/Admin k	4	0.00	0.00	0.05	0.05	0.18	0.18
99.5	-4.7	15,978.0	Dreyfus Treas&Agen Cash Mgmt/Agency k	4	0.00	0.00	0.08	0.08	0.21	0.21
12,620.6	-909.3	15,978.0	Dreyfus Treas&Agen Cash Mgmt/Inst k	4	0.04	0.04	0.13	0.13	0.27	0.27
2,149.9	-161.9	15,978.0	Dreyfus Treas&Agen Cash Mgmt/Inv k	4	0.00	0.00	0.00	0.00	0.11	0.11
348.1	-25.5	15,978.0	Dreyfus Treas&Agen Cash Mgmt/Part k	4	0.00	0.00	0.00	0.00	0.09	0.09
50.2	10.7	15,978.0	Dreyfus Treas&Agen Cash Mgmt/Pre k	4	0.00	0.00	0.00	0.00	0.10	0.10
23.6	4.7	15,978.0	Dreyfus Treas&Agen Cash Mgmt/Select k	4	0.00	0.00	0.00	0.00	0.06	0.06
5.1	-0.3	15,978.0	Dreyfus Treas&Agen Cash Mgmt/Svc k	4	0.00	0.00	0.00	0.00	0.08	0.08
14,313.8	.2	18,913.4	DWS CAT: Govt&Agen Secs/Instit k	4	0.17	0.17	0.41	0.41	0.80	0.80
3,146.1	307.3	4,232.1	DWS ICT Treas Port/Instit Shrs k	4	0.06	0.06	0.12	0.12	0.29	0.29
599.1	66.4	754.0	Evergreen Instit 100% Treas/Instit k	4	0.01	0.01	0.13	0.13	0.38	0.38
154.9	-4.7	754.0	Evergreen Instit 100% Treas/InstSvc k	4	0.01	0.01	0.03	0.03	0.23	0.23
.2	0.0	6,045.7	Evergreen Instit Treas MMF/Admin k	4	0.01	0.01	0.16	0.16	0.27	0.27
4,834.1	-279.8	6,045.7	Evergreen Instit Treas MMF/Instit k	4	0.03	0.03	0.20	0.20	0.31	0.31
1,059.2	47.0	6,045.7	Evergreen Instit Treas MMF/InstSvc k	4	0.01	0.01	0.04	0.04	0.14	0.14
101.5	-8.8	6,045.7	Evergreen Instit Treas MMF/Inv k	4	0.01	0.01	0.12	0.12	0.23	0.23
50.7	-1.0	6,045.7	Evergreen Instit Treas MMF/Part k	4	0.01	0.01	0.02	0.02	0.10	0.10
1,969.3	-358.2	2,164.9	Evergreen Instit US Govt MMF/Instit k	4	0.06	0.06	0.32	0.32	0.73	0.73
109.1	3.1	2,164.9	Evergreen Instit US Govt MMF/InstSv k	4	0.02	0.02	0.15	0.15	0.53	0.53
31.0	-17.6	2,164.9	Evergreen Instit US Govt MMF/Inv k	4	0.02	0.02	0.23	0.23	0.64	0.64
55.6	3.6	2,164.9	Evergreen Instit US Govt MMF/Part k	4	0.02	0.02	0.07	0.07	0.40	0.40
121.4	-45.0	121.4	Federated S-T US Govt Trust k	4	0.00	0.00	0.27	0.27	0.70	0.70
341.5	-20.5	341.5	Federated/Auto Govt Cash/Inst Svc k	4	0.01	0.11	0.10	0.12	0.62	0.63
486.9	9.3	486.9	Federated/Auto Govt Money Trust k	4	0.00	0.00	0.00	0.00	0.11	0.11
13,353.5	-213.5	15,810.0	Federated/Govt Oblg Tax Mgd/Instit k	4	0.17	0.17	0.37	0.37	0.91	0.91
2,456.5	-484.8	15,810.0	Federated/Govt Oblg Tax Mgd/InstSvc k	4	0.00	0.00	0.14	0.14	0.67	0.67
2,363.3	166.8	52,742.2	Federated/Govt Oblg Fund/Inst Cap k	4	0.03	0.03	0.25	0.25	0.67	0.67
6,713.6	-1,203.2	52,742.2	Federated/Govt Oblg Fund/Inst Svc k	4	0.00	0.00	0.13	0.13	0.54	0.54
43,218.3	-2,431.6	52,742.2	Federated/Govt Oblg Fund/Instit k	4	0.13	0.13	0.35	0.35	0.77	0.77
447.0	-1.9	52,742.2	Federated/Govt Oblg Fund/Trust k	4	0.00	0.00	0.04	0.04	0.40	0.40
1,989.4	-422.4	20,458.5	Federated/Treas Oblg Fund/Inst Cap k	4	0.00	0.00	0.05	0.05	0.22	0.22
3,838.7	-170.5	20,458.5	Federated/Treas Oblg Fund/Inst Svc k	4	0.00	0.00	0.00	0.00	0.14	0.14
14,082.0	-1,215.0	20,458.5	Federated/Treas Oblg Fund/Instit k	4	0.06	0.06	0.14	0.14	0.31	0.31
548.3	-3.9	20,458.5	Federated/Treas Oblg Fund/Trust k	4	0.00	0.00	0.00	0.00	0.10	0.10
211.6	-13.6	211.6	Federated/Trust for US Treas Oblig k	4	0.00	0.00	0.01	0.01	0.15	0.15
14,575.9	-929.1	22,277.0	Federated/US Treas Cash Res/Inst k	4	0.01	0.01	0.02	0.02	0.27	0.29
7,701.1	-406.8	22,277.0	Federated/US Treas Cash Res/InstSvc k	4	0.01	0.01	0.01	0.01	0.18	0.20
7,580.9	-1,503.7	7,580.9	FFI Government Fund k	4	0.14	0.14	0.33	0.33	0.75	0.75
5,984.5	-602.6	5,984.5	FFI Treasury Fund k	4	0.00	0.00	0.03	0.03	0.28	0.28
63,474.5	3,633.5	68,930.2	Fidelity Instit Govt I	4	0.20	0.20	0.46	0.46	0.88	0.88
1,746.6	-309.6	68,930.2	Fidelity Instit Govt II	4	0.05	0.05	0.31	0.31	0.73	0.73
3,182.5	-45.5	68,930.2	Fidelity Instit Govt III	4	0.01	0.01	0.22	0.22	0.63	0.63
526.6	37.8	68,930.2	Fidelity Instit Govt/Select	4	0.15	0.15	0.41	0.41	0.83	0.83
12,645.0	-302.4	14,999.7	Fidelity Instit Treas Only I	4	0.12	0.12	0.21	0.21	0.44	0.44
725.6	-55.6	14,999.7	Fidelity Instit Treas Only II	4	0.01	0.01	0.08	0.08	0.30	0.30
685.1	-37.6	14,999.7	Fidelity Instit Treas Only III	4	0.01	0.01	0.03	0.03	0.23	0.23
61.3	.5	14,999.7	Fidelity Instit Treas Only IV	4	0.01	0.01	0.01	0.01	0.14	0.14
882.7	-36.7	14,999.7	Fidelity Instit Treas Only/Select	4	0.07	0.07	0.16	0.16	0.39	0.39
14,060.1	-764.1	19,898.4	Fidelity Instit Treasury I	4	0.12	0.12	0.25	0.25	0.38	0.38
255.6	-23.4	19,898.4	Fidelity Instit Treasury II	4	0.01	0.01	0.11	0.11	0.24	0.24
4,540.3	-234.3	19,898.4	Fidelity Instit Treasury III	4	0.01	0.01	0.04	0.04	0.17	0.17
460.1	-4.1	19,898.4	Fidelity Instit Treasury IV	4	0.01	0.01	0.01	0.01	0.11	0.11
582.3	-69.0	19,898.4	Fidelity Instit Treasury/Select	4	0.07	0.07	0.20	0.20	0.33	0.33
5,269.3	-109.4	5,269.3	Fidelity MMT/Retmt Govt MMP	4	0.05	0.05	0.41	0.41	0.86	0.86
1,754.7	-54.3	4,757.3	Fidelity Treas Fund/Cap Reserves	4	0.01	0.01	0.01	0.01	0.09	0.09
2,768.8	-48.0	4,757.3	Fidelity Treas Fund/Daily Money	4	0.01	0.01	0.01	0.01	0.11	0.11
1,873.6	-184.6	2,518.2	Fifth Third Instit Govt MMF/Instit k	4	0.17	0.17	0.41	0.41	0.89	0.89
377.0	.2	2,518.2	Fifth Third Instit Govt MMF/Prefer k	4	0.05	0.05	0.27	0.27	0.74	0.74
104.7	-8.7	2,518.2	Fifth Third Instit Govt MMF/Select k	4	0.09	0.09	0.33	0.33	0.81	0.81
162.9	4.6	2,518.2	Fifth Third Instit Govt MMF/Trust k	4	0.05	0.05	0.20	0.20	0.66	0.66
1,225.9	-79.4	1,624.2	Fifth Third US Treas MMF/Instit k	4	0.05	0.05	0.22	0.22	0.38	0.38
283.5	-11.6	1,624.2	Fifth Third US Treas MMF/Prefer k	4	0.05	0.05	0.11	0.11	0.26	0.26
24.4	-0.3	1,624.2	Fifth Third US Treas MMF/Select k	4	0.05	0.05	0.16	0.16	0.31	0.31
90.4	-5.7	1,624.2	Fifth Third US Treas MMF/Trust k	4	0.05	0.05	0.06	0.06	0.20	0.20
6,837.4	-750.0	21,619.2	First Amer Govt Oblg/CI Y-Instit k	4	0.00	0.00	0.15	0.15	0.55	0.55
8,402.5	-838.2	21,619.2	First Amer Govt Oblg/CI Z	4	0.17	0.17	0.38	0.38	0.79	0.79
2,875.0	-639.1	21,619.2	First Amer Govt Oblg/Inst Inv	4	0.07	0.07	0.28	0.28	0.69	0.69
4,692.2	-519.8	12,099.3	First Amer Treas Oblg/CI Y k	4	0.00	0.00	0.10	0.10	0.18	0.18
1,926.9	-44.9	12,099.3	First Amer Treas Oblg/CI Z	4	0.01	0.01	0.26	0.26	0.36	0.36
526.1	16.3	12,099.3	First Amer Treas Oblg/Inst Inv k	4	0.00	0.00	0.18	0.18	0.28	0.28
426.9	10.7	1,010.1	First Amer US Treas MMF/CI Y k	4	0.00	0.00	0.00	0.00	0.16	0.16
237.5	85.2	1,010.1	First Amer US Treas MMF/CI Z k	4	0.00	0.00	0.04	0.04	0.27	0.27
149.6	-38.4	1,010.1	First Amer US Treas MMF/Inst Inv k	4	0.00	0.00	0.00	0.00	0.21	0.21
103.5	-4.1	1,916.4	General Govt Secs MMF/CI A k	4	0.00	0.00	0.02	0.02	0.27	0.27

Assets (\$ mils)	1-Mo Change	Total Portfolio	TAXABLE FUNDS	Valuation Method	Investment Results (%)					
					Current Month		Year-To-Date		12-Month	
					Yield	Total Return	Yield	Total Return	Yield	Total Return
1,812.9	-61.6	1,916.4	General Govt Secs MMF/CI B k	4	0.00	0.00	0.00	0.00	0.17	0.17
55.9	-2.1	1,667.9	General Treas Prime MMF/CI A k	4	0.00	0.00	0.00	0.00	0.10	0.10
1,612.0	-53.5	1,667.9	General Treas Prime MMF/CI B k	4	0.00	0.00	0.00	0.00	0.05	0.05
746.8	-40.3	746.8	Glenmede Fund/Govt Cash Port	4	0.31	0.31	0.56	0.56	0.94	0.94
897.6	21.5	22,778.4	Goldman Sachs FS Federal Fund/Adm k	4	-0.03	0.01	0.08	0.11	0.57	0.61
157.7	-12.7	22,778.4	Goldman Sachs FS Federal Fund/Cap	4	-0.03	0.01	0.15	0.18	0.65	0.69
20,067.4	-2,675.2	22,778.4	Goldman Sachs FS Federal Fund/Inst	4	0.11	0.15	0.30	0.33	0.80	0.84
511.9	-81.7	22,778.4	Goldman Sachs FS Federal Fund/Pre	4	0.01	0.05	0.20	0.23	0.70	0.74
256.4	97.2	22,778.4	Goldman Sachs FS Federal Fund/Sel	4	0.08	0.12	0.27	0.30	0.77	0.81
887.4	-43.1	22,778.4	Goldman Sachs FS Federal Fund/Ser k	4	-0.03	0.01	0.00	0.03	0.43	0.47
3,217.4	-67.8	59,728.6	Goldman Sachs FS Govt Fund/Adm k	4	-0.05	0.01	0.12	0.20	0.56	0.65
1,022.4	-653.7	59,728.6	Goldman Sachs FS Govt Fund/Cap	4	-0.02	0.04	0.21	0.29	0.65	0.74
51,892.0	-3,832.6	59,728.6	Goldman Sachs FS Govt Fund/Inst	4	0.13	0.19	0.36	0.44	0.80	0.89
873.3	29.5	59,728.6	Goldman Sachs FS Govt Fund/Pre	4	0.03	0.09	0.26	0.34	0.70	0.79
2,218.0	67.3	59,728.6	Goldman Sachs FS Govt Fund/Sel	4	0.10	0.16	0.33	0.41	0.77	0.86
505.6	-1.4	59,728.6	Goldman Sachs FS Govt Fund/Ser k	4	-0.05	0.01	-0.01	0.07	0.39	0.48
1,476.0	-47.0	20,664.8	Goldman Sachs FS Treas Instr/Adm k	4	-0.04	0.01	-0.09	0.02	0.09	0.27
65.8	-11.0	20,664.8	Goldman Sachs FS Treas Instr/Cap k	4	-0.04	0.01	-0.06	0.05	0.14	0.32
18,393.6	-3,508.2	20,664.8	Goldman Sachs FS Treas Instr/Inst	4	-0.01	0.04	0.04	0.15	0.25	0.43
321.2	-5.8	20,664.8	Goldman Sachs FS Treas Instr/Pre k	4	-0.04	0.01	-0.03	0.08	0.17	0.35
173.6	2.5	20,664.8	Goldman Sachs FS Treas Instr/Sel	4	-0.04	0.01	0.01	0.12	0.22	0.41
234.6	50.9	20,664.8	Goldman Sachs FS Treas Instr/Ser k	4	-0.04	0.01	-0.10	0.01	0.01	0.19
2,196.8	-388.7	21,502.6	Goldman Sachs FS Treas Oblig/Adm k	4	-0.07	0.01	-0.10	0.03	0.05	0.16
330.4	-18.1	21,502.6	Goldman Sachs FS Treas Oblig/Cap k	4	-0.07	0.01	-0.05	0.09	0.11	0.23
16,941.8	-1,720.5	21,502.6	Goldman Sachs FS Treas Oblig/Inst	4	0.01	0.09	0.08	0.22	0.25	0.37
304.9	-171.2	21,502.6	Goldman Sachs FS Treas Oblig/Pre k	4	-0.07	0.01	-0.01	0.12	0.15	0.27
670.0	-15.2	21,502.6	Goldman Sachs FS Treas Oblig/Sel	4	-0.02	0.06	0.05	0.19	0.22	0.34
1,058.8	19.7	21,502.6	Goldman Sachs FS Treas Oblig/Ser k	4	-0.07	0.01	-0.12	0.01	-0.02	0.10
2,027.4	-45.4	2,448.0	Goldman Sachs ILA Federal Port/Adm k	4	-0.03	0.01	0.06	0.09	0.55	0.58
239.2	-12.8	2,448.0	Goldman Sachs ILA Federal Port/CMS k	4	-0.03	0.01	-0.01	0.02	0.36	0.39
93.0	-1.7	2,448.0	Goldman Sachs ILA Federal Port/Inst	4	-0.03	0.01	0.15	0.18	0.66	0.69
88.3	-15.8	2,448.0	Goldman Sachs ILA Federal Port/Ser k	4	-0.03	0.01	0.00	0.03	0.43	0.46
617.1	-25.7	897.3	Goldman Sachs ILA Treas Instr/Adm k	4	-0.04	0.01	-0.10	0.01	0.04	0.21
61.8	-0.1	897.3	Goldman Sachs ILA Treas Instr/CMS k	4	-0.04	0.01	-0.11	0.01	-0.05	0.13
19.1	-0.4	897.3	Goldman Sachs ILA Treas Instr/Inst k	4	-0.04	0.01	-0.08	0.03	0.10	0.27
199.3	27.4	897.3	Goldman Sachs ILA Treas Instr/Ser k	4	-0.04	0.01	-0.11	0.01	-0.02	0.16
172.4	-11.4	809.7	Goldman Sachs ILA Treas Oblig/Adm k	4	-0.08	0.01	-0.15	0.01	-0.02	0.12
215.2	-11.2	809.7	Goldman Sachs ILA Treas Oblig/CMS k	4	-0.08	0.01	-0.15	0.01	-0.07	0.08
18.8	1.1	809.7	Goldman Sachs ILA Treas Oblig/Inst k	4	-0.08	0.01	-0.12	0.04	0.04	0.19
403.3	26.5	809.7	Goldman Sachs ILA Treas Oblig/Ser k	4	-0.08	0.01	-0.15	0.01	-0.06	0.09
58.8	-12.1	527.3	Hancock Horizon Govt MMF/InsSw	4	0.01	0.01	0.01	0.01	0.09	0.09
110.2	-21.6	527.3	Hancock Horizon Govt MMF/Trust	4	0.01	0.01	0.01	0.01	0.15	0.15
7,024.5	-902.9	11,377.1	HSBC Investor US Govt MMF/CI I k	4	0.13	0.13	0.34	0.34	0.70	0.70
2,859.9	-155.6	11,377.1	HSBC Investor US Govt MMF/CI Y k	4	0.03	0.03	0.24	0.24	0.59	0.59
4,062.0	-12.1	6,474.3	HSBC Investor US Treas MM/CI I k	4	0.08	0.08	0.12	0.12	0.30	0.30
1,074.9	162.3	6,474.3	HSBC Investor US Treas MM/CI Y k	4	0.02	0.02	0.05	0.05	0.22	0.22
1,589.3	-126.3	19,890.0	JPMorgan 100% US Treas MMF/Agency	4	0.00	0.00	0.01	0.01	0.26	0.26
7,705.2	232.2	19,890.0	JPMorgan 100% US Treas MMF/Capital	4	0.09	0.09	0.08	0.08	0.34	0.34
6,882.1	110.7	19,890.0	JPMorgan 100% US Treas MMF/Inst	4	0.05	0.05	0.04	0.04	0.30	0.30
2,016.1	-124.2	19,890.0	JPMorgan 100% US Treas MMF/Premier	4	0.00	0.00	0.00	0.00	0.19	0.19
335.9	-11.6	19,890.0	JPMorgan 100% US Treas MMF/Reserve	4	0.00	0.00	0.00	0.00	0.13	0.13
1,322.0	-89.7	15,244.6	JPMorgan Federal MMF/Agency	4	0.10	0.10	0.27	0.27	0.71	0.71
12,552.7	-491.6	15,244.6	JPMorgan Federal MMF/Inst	4	0.16	0.16	0.33	0.33	0.77	0.77
1,036.1	-159.8	15,244.6	JPMorgan Federal MMF/Premier	4	0.00	0.00	0.10	0.10	0.54	0.54
126.9	22.9	15,244.6	JPMorgan Federal MMF/Reserve	4	0.00	0.00	0.02	0.02	0.40	0.40
10,855.1	342.7	113,034.1	JPMorgan US Govt MMF/Agency	4	0.10	0.10	0.33	0.33	0.77	0.77
67,064.7	3,493.6	113,034.1	JPMorgan US Govt MMF/Capital	4	0.20	0.20	0.43	0.43	0.87	0.87
111.2	100.1	113,034.1	JPMorgan US Govt MMF/Direct	4	0.06	0.06	-	-	-	-
26,072.1	-1,032.7	113,034.1	JPMorgan US Govt MMF/Inst	4	0.16	0.16	0.39	0.39	0.83	0.83
5,562.0	-658.6	113,034.1	JPMorgan US Govt MMF/Premier	4	0.00	0.00	0.16	0.16	0.59	0.59
103.6	-0.6	113,034.1	JPMorgan US Govt MMF/Reserve	4	0.00	0.00	0.04	0.04	0.43	0.43
2,216.9	-24.7	23,508.5	JPMorgan US Treas Plus MMF/Agency	4	0.02	0.02	0.11	0.11	0.23	0.23
15,721.6	-917.3	23,508.5	JPMorgan US Treas Plus MMF/Inst	4	0.08	0.08	0.17	0.17	0.29	0.29
1,675.2	.7	23,508.5	JPMorgan US Treas Plus MMF/Premier	4	0.00	0.00	0.01	0.01	0.11	0.11
1,517.1	-75.4	23,508.5	JPMorgan US Treas Plus MMF/Reserve	4	0.00	0.00	0.00	0.00	0.08	0.08
399.6	-73.1	876.3	Marshall Govt MMF/Class I k	4	0.19	0.19	0.48	0.48	0.80	0.80
572.0	-58.9	1,561.9	Milestone Treas Oblig Port/Fincl k	4	0.10	0.10	0.24	0.24	0.42	0.42
462.2	-140.9	1,561.9	Milestone Treas Oblig Port/Inst k	4	0.05	0.05	0.19	0.19	0.37	0.37
114.5	-3.0	1,561.9	Milestone Treas Oblig Port/Inv k	4	0.01	0.01	0.02	0.02	0.17	0.17
413.2	-41.5	1,561.9	Milestone Treas Oblig Port/Premium	4	0.01	0.01	0.01	0.01	0.12	0.12
1,452.9	-20.8	1,452.9	Morgan Stanley ActiveAssets InstGov	4	0.03	0.03	0.16	0.16	0.61	0.61
.1	0.0	629.7	Morgan Stanley Inst Liq/GovSec/Adm k	4	0.01	0.01	0.01	0.01	0.28	0.28
.1	0.0	629.7	Morgan Stanley Inst Liq/GovSec/Adv k	4	0.01	0.01	0.01	0.01	0.26	0.26
19.7	-1.4	629.7	Morgan Stanley Inst Liq/GovSec/CMgt k	4	0.01	0.01	0.01	0.01	0.25	0.25
599.6	-53.2	629.7	Morgan Stanley Inst Liq/GovSec/Inst k	4	0.05	0.05	0.11	0.11	0.40	0.40
10.0	0.0	629.7	Morgan Stanley Inst Liq/GovSec/Inv k	4	0.01	0.01	0.02	0.02	0.31	0.31
.1	0.0	629.7	Morgan Stanley Inst Liq/GovSec/Part k	4	0.01	0.01	0.01	0.01	0.21	0.21
.1	0.0	629.7	Morgan Stanley Inst Liq/GovSec/Svc k	4	0.02	0.02	0.06	0.06	0.35	0.35
73.4	-0.4	9,204.2	Morgan Stanley Inst Liq/Govt/Adm k	4	0.01	0.01	0.09	0.09	0.47	0.47
79.2	-10.3	9,204.2	Morgan Stanley Inst Liq/Govt/Adv k	4	0.01	0.01	0.04	0.04	0.41	0.41
3.3	-0.1	9,204.2	Morgan Stanley Inst Liq/Govt/CshMgt k	4	0.01	0.01	0.03	0.03	0.38	0.38

Assets (\$ mils)	1-Mo Change	Total Portfolio	TAXABLE FUNDS	Valuation Method	Investment Results (%)					
					Current Month		Year-To Date		12-Month	
					Yield	Total Return	Yield	Total Return	Yield	Total Return
8,663.0	-1,895.9	9,204.2	Morgan Stanley Inst Liq/Govt/Inst k	4	0.09	0.09	0.22	0.22	0.61	0.61
188.3	68.9	9,204.2	Morgan Stanley Inst Liq/Govt/Inv k	4	0.02	0.02	0.13	0.13	0.52	0.52
.1	0.0	9,204.2	Morgan Stanley Inst Liq/Govt/Part k	4	0.01	0.01	0.01	0.01	0.31	0.31
197.0	170.0	9,204.2	Morgan Stanley Inst Liq/Govt/Svc k	4	0.04	0.04	0.17	0.17	0.56	0.56
58.7	-8.0	4,722.4	Morgan Stanley Inst Liq/Treas/Adm k	4	0.01	0.01	0.02	0.02	0.14	0.14
66.9	-84.0	4,722.4	Morgan Stanley Inst Liq/Treas/Adv k	4	0.01	0.01	0.01	0.01	0.12	0.12
271.4	.8	4,722.4	Morgan Stanley Inst Liq/Treas/Cash k	4	0.01	0.01	0.01	0.01	0.12	0.12
4,301.5	-177.8	4,722.4	Morgan Stanley Inst Liq/Treas/Inst k	4	0.01	0.01	0.09	0.09	0.22	0.22
9.9	-0.5	4,722.4	Morgan Stanley Inst Liq/Treas/Inv k	4	0.01	0.01	0.03	0.03	0.16	0.16
.1	0.0	4,722.4	Morgan Stanley Inst Liq/Treas/Part k	4	0.01	0.01	0.01	0.01	0.10	0.10
13.9	-3.0	4,722.4	Morgan Stanley Inst Liq/Treas/Svc k	4	0.01	0.01	0.05	0.05	0.18	0.18
.1	0.0	69.9	Morgan Stanley Inst Liq/TreasSec/Ad k	4	0.01	0.01	0.01	0.01	-	-
.1	0.0	69.9	Morgan Stanley Inst Liq/TreasSec/Av k	4	0.01	0.01	0.01	0.01	-	-
30.7	-4.8	69.9	Morgan Stanley Inst Liq/TreasSec/CM k	4	0.01	0.01	0.01	0.01	-	-
38.7	-0.1	69.9	Morgan Stanley Inst Liq/TreasSec/In k	4	0.01	0.01	0.04	0.04	-	-
.1	0.0	69.9	Morgan Stanley Inst Liq/TreasSec/Iv k	4	0.01	0.01	0.01	0.01	-	-
.1	0.0	69.9	Morgan Stanley Inst Liq/TreasSec/Pt k	4	0.01	0.01	0.01	0.01	-	-
.1	0.0	69.9	Morgan Stanley Inst Liq/TreasSec/Sv k	4	0.01	0.01	0.01	0.01	-	-
829.1	-50.5	2,732.8	MTB US Govt MMP/Instit I k	4	0.02	0.02	0.17	0.17	0.68	0.68
1,859.6	326.4	2,732.8	MTB US Govt MMP/Instit II k	4	0.02	0.02	0.11	0.11	0.60	0.60
11.3	1.2	1,024.8	MTB US Treasury MMF/CI S k	4	0.01	0.01	0.02	0.02	0.08	0.08
260.2	-19.0	1,024.8	MTB US Treasury MMF/Instit I k	4	0.01	0.01	0.04	0.04	0.17	0.17
635.9	-62.3	1,024.8	MTB US Treasury MMF/Instit II k	4	0.01	0.01	0.02	0.02	0.12	0.12
7,116.4	-580.5	7,186.2	Northern Instit Govt Port/CI A k	4	0.01	0.01	0.10	0.10	0.46	0.46
69.8	-2.1	7,186.2	Northern Instit Govt Port/CI C k	4	0.01	0.01	0.03	0.03	0.33	0.33
14,749.1	645.6	14,906.1	Northern Instit Govt Select Port/A k	4	0.09	0.09	0.19	0.19	0.48	0.48
157.0	10.3	14,906.1	Northern Instit Govt Select Port/C k	4	0.01	0.01	0.04	0.04	0.30	0.30
2,158.9	509.4	2,158.9	Northern Instit Treas Port/CI A k	4	0.10	0.10	0.14	0.14	-	-
174.6	46.8	174.6	Performance US Treasury MMF k	4	0.02	0.02	0.02	0.02	0.21	0.21
328.7	-130.2	328.7	PFM Funds: Government Series	4	0.24	0.24	0.50	0.50	0.87	0.87
71.0	-1.5	699.5	Pioneer Treas Reserves Fund/CI Y k	4	0.01	0.01	0.02	0.02	0.53	0.53
441.7	28.2	442.5	PNC Govt MMF/Class I k	4	0.05	0.05	0.19	0.19	0.63	0.63
663.6	-87.8	5,206.2	RBC US Govt MMF/Instit 1 k	4	0.18	0.18	0.53	0.53	0.86	0.86
7.1	2.0	5,206.2	RBC US Govt MMF/Instit 2 k	4	0.04	0.04	0.43	0.43	-	-
2,842.1	-203.5	2,842.1	RidgeWorth Inst US Govt Sec MMF/I	4	0.09	0.09	0.28	0.28	0.68	0.68
464.7	8.7	2,774.4	RidgeWorth Inst US Treas Sec MMF/CT k	4	0.02	0.02	0.02	0.02	0.12	0.12
2,309.6	68.8	2,774.4	RidgeWorth Inst US Treas Sec MMF/I k	4	0.06	0.06	0.14	0.14	0.27	0.27
1,432.3	-109.2	1,639.1	SEI Daily Income Tr/Govt II/CI A k	4	0.05	0.05	0.21	0.21	0.74	0.74
184.4	-13.2	1,639.1	SEI Daily Income Tr/Govt II/CI B k	4	0.05	0.05	0.10	0.10	0.56	0.56
22.4	-10.6	1,639.1	SEI Daily Income Tr/Govt II/CI C k	4	0.05	0.05	0.08	0.08	0.48	0.48
1,017.5	16.1	1,663.2	SEI Daily Income Tr/Govt/CI A k	4	0.05	0.05	0.28	0.28	0.79	0.79
499.4	-22.7	1,663.2	SEI Daily Income Tr/Govt/CI B k	4	0.05	0.05	0.14	0.14	0.60	0.60
121.2	-18.3	1,663.2	SEI Daily Income Tr/Govt/CI C k	4	0.05	0.05	0.11	0.11	0.51	0.51
25.2	-1.1	1,663.2	SEI Daily Income Tr/Govt/CI S k	4	0.05	0.05	0.08	0.08	0.41	0.41
526.9	-70.4	724.1	SEI Daily Income Tr/Treas II/CI A k	4	0.05	0.05	0.05	0.05	0.19	0.19
183.5	-2.7	724.1	SEI Daily Income Tr/Treas II/CI B k	4	0.05	0.05	0.05	0.05	0.14	0.14
13.7	-0.4	724.1	SEI Daily Income Tr/Treas II/CI C k	4	0.05	0.05	0.05	0.05	0.12	0.12
397.6	-16.1	877.6	SEI Daily Income Tr/Treas/CI A k	4	0.05	0.05	0.09	0.09	0.21	0.21
312.2	-9.5	877.6	SEI Daily Income Tr/Treas/CI B k	4	0.05	0.05	0.07	0.07	0.16	0.16
37.7	-19.0	877.6	SEI Daily Income Tr/Treas/CI C k	4	0.05	0.05	0.07	0.07	0.14	0.14
130.2	2.7	877.6	SEI Daily Income Tr/Treas/CI S k	4	0.05	0.05	0.07	0.07	0.13	0.13
4,120.4	-189.6	4,120.4	SSgA US Treasury MMF k	4	0.00	0.00	0.00	0.00	0.12	0.12
1,984.8	-43.5	2,840.9	State Street Inst Treas Fund/Inst	4	0.04	0.04	0.04	0.04	0.19	0.20
856.1	13.2	2,840.9	State Street Inst Treas Fund/Inv k	4	0.00	0.00	0.00	0.00	0.09	0.10
813.7	543.9	1,057.4	State Street Inst Treas Plus/Instit k	4	0.05	0.05	0.05	0.05	0.16	0.17
243.7	107.0	1,057.4	State Street Inst Treas Plus/Inv k	4	0.00	0.00	0.00	0.00	0.09	0.09
2,949.3	1,227.7	3,636.2	State Street Inst US Govt MMF/Inst k	4	0.14	0.14	0.33	0.33	0.65	0.65
686.8	30.5	3,636.2	State Street Inst US Govt MMF/Inv k	4	0.00	0.00	0.05	0.05	0.35	0.35
1.6	.2	147.4	TDAM Inst Treas Oblig MMF/Comm k	4	0.01	0.01	0.01	0.01	-	-
145.9	26.7	147.4	TDAM Inst Treas Oblig MMF/Inst Svc k	4	0.01	0.01	0.01	0.01	-	-
6.3	1.1	577.5	TDAM Instit US Govt Fund/Comm k	4	0.03	0.03	0.02	0.02	-	-
272.5	-13.1	577.5	TDAM Instit US Govt Fund/Instit	4	0.05	0.05	0.18	0.18	0.65	0.65
298.7	1.4	577.5	TDAM Instit US Govt Fund/Instit Svc k	4	0.03	0.03	0.07	0.07	0.49	0.49
6,283.0	-302.0	8,645.8	UBS Select Treasury Instit Fund	4	0.04	0.04	0.13	0.13	0.27	0.27
163.1	-5.3	8,645.8	UBS Select Treasury Investor Fund k	4	0.01	0.01	0.01	0.01	-	-
2,199.7	-129.1	8,645.8	UBS Select Treasury Preferred Fund k	4	0.08	0.08	0.17	0.17	0.32	0.32
980.9	29.6	1,239.5	Victory Federal MMF/Inv k	4	0.01	0.01	0.15	0.15	0.41	0.42
258.6	-20.8	1,239.5	Victory Federal MMF/Select k	4	0.01	0.01	0.02	0.02	0.24	0.25
499.6	-30.3	668.6	Virtus Insight Govt MF/CI I k	4	0.11	0.11	0.42	0.42	0.79	0.79
939.4	-93.0	28,460.9	Wells Fargo Adv Govt MMF/Admin k	4	0.01	0.01	0.11	0.11	0.47	0.47
21,091.8	-3,748.8	28,460.9	Wells Fargo Adv Govt MMF/Instit k	4	0.04	0.04	0.22	0.22	0.60	0.60
110.9	-20.1	8,510.5	Wells Fargo Adv Treas Plus MMF/Admn k	4	0.01	0.01	0.01	0.01	0.14	0.14
5,615.0	42.3	8,510.5	Wells Fargo Adv Treas Plus MMF/Inst k	4	0.01	0.01	0.04	0.04	0.19	0.19
14,886.3	1,469.7	14,886.3	Western Asset Instit Govt MMF/Inst	4	0.24	0.24	0.52	0.52	0.97	0.97
20,936.5	-222.3	22,702.3	Western Asset/Citi Inst US Treasury k	4	0.10	0.10	0.17	0.17	0.43	0.43
1,097.3	44.5	1,097.3	Williams Capital Govt MMF	4	0.11	0.11	0.22	0.22	0.66	0.66
133.5	-14.7	2,113.3	Wilmington US Govt MMF/Instit k	4	0.01	0.01	0.17	0.17	0.57	0.57
\$948,031.2	\$-34,622.2		SUBTOTAL & AVERAGES		0.03	0.04	0.11	0.12	0.37	0.38
			PRIME INSTITUTIONAL							
4,262.0	313.7	4,262.0	AIG Money Market Fund/CI A	4	0.17	0.17	0.30	0.30	0.50	0.50

Assets (\$ mils)	1-Mo Change	Total Portfolio	TAXABLE FUNDS	Valuation Method	Investment Results (%)					
					Current Month		Year-To-Date		12-Month	
					Yield	Total Return	Yield	Total Return	Yield	Total Return
3,973.9	10.5	4,056.7	AIM ATST Premier Port/Inst k	4	0.25	0.25	0.63	0.63	1.21	1.21
82.8	-0.3	4,056.7	AIM ATST Premier Port/Inv k	4	0.25	0.25	0.63	0.63	1.21	1.21
3,194.4	-35.5	31,306.6	AIM STIT Liquid Assets/Cash Mgmt k	4	0.26	0.26	0.64	0.64	1.22	1.22
6,080.1	-161.1	31,306.6	AIM STIT Liquid Assets/Corporate k	4	0.31	0.31	0.69	0.69	1.27	1.27
20,264.3	730.1	31,306.6	AIM STIT Liquid Assets/Instit k	4	0.34	0.34	0.72	0.72	1.30	1.30
145.7	1.0	31,306.6	AIM STIT Liquid Assets/Personal k	4	0.05	0.05	0.23	0.23	0.78	0.78
748.7	120.5	31,306.6	AIM STIT Liquid Assets/Private k	4	0.06	0.06	0.42	0.42	1.00	1.00
73.0	14.3	31,306.6	AIM STIT Liquid Assets/Reserve k	4	0.05	0.05	0.10	0.10	0.59	0.59
800.3	2.9	31,306.6	AIM STIT Liquid Assets/Resource k	4	0.14	0.14	0.52	0.52	1.10	1.10
914.1	-32.0	4,466.0	AIM STIT STIC Prime/Cash Mgmt k	4	0.05	0.05	0.23	0.23	0.81	0.81
133.9	15.3	4,466.0	AIM STIT STIC Prime/Corporate k	4	0.08	0.08	0.28	0.28	0.86	0.86
2,573.7	-12.4	4,466.0	AIM STIT STIC Prime/Instit k	4	0.11	0.11	0.31	0.31	0.89	0.89
181.4	-27.1	4,466.0	AIM STIT STIC Prime/Personal k	4	0.05	0.05	0.07	0.07	0.54	0.54
430.0	1.9	4,466.0	AIM STIT STIC Prime/Private k	4	0.05	0.05	0.10	0.10	0.64	0.64
9.3	0.0	4,466.0	AIM STIT STIC Prime/Reserve k	4	0.05	0.05	0.05	0.05	0.42	0.42
223.5	-6.4	4,466.0	AIM STIT STIC Prime/Resource k	4	0.05	0.05	0.17	0.17	0.74	0.74
114.6	29.9	2,030.2	Allegiant Adv Instit MMF/CI A k	4	0.13	0.13	0.34	0.34	0.84	0.84
1,915.5	8.4	2,030.2	Allegiant Adv Instit MMF/Instit k	4	0.18	0.18	0.39	0.39	0.89	0.89
1,752.7	15.4	2,341.2	Allegiant Money Market Fund/CI I k	4	0.08	0.08	0.20	0.20	0.70	0.70
426.5	55.7	426.5	Ambassador MMF/Instit	4	0.39	0.39	0.65	0.65	1.09	1.09
694.9	33.2	727.3	Amer Beacon MM Select Fund	4	0.33	0.33	0.45	0.46	0.91	0.93
1,067.0	-13.1	1,067.0	Amer Century Premium MMF/Inv k	4	0.21	0.21	0.69	0.69	1.34	1.34
150.0	-5.6	2,880.8	Amer Century Prime MMF/A Shares k	4	0.01	0.01	0.48	0.48	1.13	1.13
21.9	1.4	29.4	AMF MMF/Class I k	4	0.10	0.10	0.10	0.10	0.25	0.25
100.1	-39.6	25,229.4	Barclays/BGI Inst MMF/C k	4	0.23	0.23	0.54	0.54	1.07	1.07
2,540.4	155.4	25,229.4	Barclays/BGI Inst MMF/I k	4	0.26	0.26	0.56	0.56	1.09	1.09
476.3	5.5	25,229.4	Barclays/BGI Inst MMF/P k	4	0.21	0.21	0.51	0.51	1.04	1.04
36.7	4.0	25,229.4	Barclays/BGI Inst MMF/S k	4	0.18	0.18	0.48	0.48	1.01	1.01
21,507.2	-406.1	25,229.4	Barclays/BGI Inst MMF/SL Agency k r	4	0.29	0.29	-	-	-	-
53.3	2.9	25,229.4	Barclays/BGI Inst MMF/T k	4	0.04	0.04	0.25	0.25	0.77	0.77
372.5	-38.2	12,696.1	Barclays/BGI Prime MMF/C k	4	0.17	0.17	0.38	0.38	0.95	0.95
3,721.5	-217.1	12,696.1	Barclays/BGI Prime MMF/I k	4	0.19	0.19	0.40	0.40	0.97	0.97
2,138.6	-62.6	12,696.1	Barclays/BGI Prime MMF/P k	4	0.14	0.14	0.35	0.35	0.92	0.92
217.0	.1	12,696.1	Barclays/BGI Prime MMF/S k	4	0.11	0.11	0.32	0.32	0.89	0.89
6,150.8	-57.9	12,696.1	Barclays/BGI Prime MMF/SL Agency k r	4	0.22	0.22	-	-	-	-
95.8	-8.7	12,696.1	Barclays/BGI Prime MMF/T k	4	0.06	0.06	0.13	0.13	0.68	0.68
993.8	-2.8	1,282.7	BB&T Prime MMF/Instit k	4	0.08	0.08	0.52	0.52	1.13	1.13
1,184.4	81.2	2,680.7	BBH Money Market Fund/Instit	4	0.23	0.23	0.62	0.62	1.00	1.00
51.7	-3.0	9,853.5	BlackRock Liquidity:TempCash Admin k	4	0.19	0.19	0.63	0.63	1.20	1.20
924.9	-18.9	9,853.5	BlackRock Liquidity:TempCash Dollar k	4	0.04	0.04	0.48	0.48	1.05	1.05
8,876.9	-916.2	9,853.5	BlackRock Liquidity:TempCash Inst k	4	0.29	0.29	0.73	0.73	1.30	1.30
2,161.7	66.2	67,817.4	BlackRock Liquidity:TempFund Admin k	4	0.15	0.15	0.58	0.58	1.19	1.19
1,117.3	149.6	67,817.4	BlackRock Liquidity:TempFund CashMg k	4	0.00	0.00	0.24	0.24	0.83	0.83
15.8	4.8	67,817.4	BlackRock Liquidity:TempFund CashRs k	4	0.00	0.00	0.30	0.30	0.90	0.90
5,469.9	-40.3	67,817.4	BlackRock Liquidity:TempFund Dollar k	4	0.01	0.01	0.43	0.43	1.04	1.04
57,874.8	-191.8	67,817.4	BlackRock Liquidity:TempFund Inst k	4	0.25	0.25	0.68	0.68	1.29	1.29
447.2	-49.6	1,448.0	BlackRock MMP/Instit CI k	4	0.08	0.08	0.56	0.56	1.24	1.24
380.8	-12.5	1,448.0	BlackRock MMP/Svc CI k	4	0.00	0.00	0.30	0.30	0.97	0.97
273.7	-4.4	273.7	BlackRock Series Fund/BlackRock MMP k	4	0.03	0.03	0.46	0.46	1.12	1.12
246.5	-14.5	246.5	BlackRock VS: Money Market V.I. k	4	0.02	0.02	0.22	0.22	0.82	0.82
1,930.5	-0.6	1,930.5	BNY Mellon Money Market Fund/CI M	4	0.30	0.30	0.75	0.75	1.24	1.24
323.1	-13.6	323.1	Calvert Cash Reserves Inst Prime	4	0.43	0.43	0.85	0.85	1.68	1.68
598.4	8.7	28,153.6	Cash Reserve Prime/Instit k	4	0.09	0.09	0.40	0.40	0.89	0.89
416.9	-26.6	1,069.8	Cavanal Hill Cash Mgmt/Inst k	4	0.35	0.35	0.43	0.43	0.69	0.69
3.3	.3	1,069.8	Cavanal Hill Cash Mgmt/Svc k	4	0.23	0.23	0.31	0.31	0.56	0.56
295.7	-34.8	847.2	CitizensSelect Prime MMF/CI A r	4	0.16	0.16	0.55	0.55	1.05	1.05
368.6	37.1	847.2	CitizensSelect Prime MMF/CI B k r	4	0.00	0.00	0.31	0.31	0.81	0.81
79.3	9.1	847.2	CitizensSelect Prime MMF/CI C k r	4	0.00	0.00	0.15	0.15	0.61	0.61
103.5	2.6	847.2	CitizensSelect Prime MMF/CI D k r	4	0.00	0.00	0.03	0.03	0.40	0.40
558.9	-24.7	1,600.1	CNI Charter Prime MMF/Instit k	4	0.17	0.17	0.24	0.24	0.62	0.62
6,790.8	-1,132.8	34,167.1	Columbia Cash Reserves/Adviser k	4	0.00	0.00	0.32	0.32	0.89	0.89
9,452.1	-570.0	34,167.1	Columbia Cash Reserves/Capital k	4	0.13	0.13	0.55	0.55	1.13	1.13
2,359.6	-97.8	34,167.1	Columbia Cash Reserves/Instit k	4	0.09	0.09	0.51	0.51	1.09	1.09
382.6	-28.6	34,167.1	Columbia Cash Reserves/Investor k	4	0.00	0.00	0.25	0.25	0.81	0.81
465.1	-90.6	34,167.1	Columbia Cash Reserves/Liquidity k	4	0.01	0.01	0.41	0.41	0.99	0.99
3,100.6	-162.1	14,549.5	Columbia MM Reserves/Adviser k	4	0.00	0.00	0.34	0.34	0.89	0.89
8,254.1	-2,456.7	14,549.5	Columbia MM Reserves/Capital k	4	0.15	0.15	0.57	0.57	1.13	1.13
2,003.5	-96.6	14,549.5	Columbia MM Reserves/Instit k	4	0.11	0.11	0.53	0.53	1.09	1.09
>0.0	-12.5	14,549.5	Columbia MM Reserves/Investor k	4	0.00	0.00	0.26	0.26	0.80	0.80
453.5	-93.4	14,549.5	Columbia MM Reserves/Liquidity k	4	0.01	0.01	0.42	0.42	0.98	0.98
928.9	-466.7	1,012.2	Credit Suisse Instit MMF/Prime/CI A	4	0.33	0.33	0.73	0.73	1.30	1.30
32.1	-2.6	1,012.2	Credit Suisse Instit MMF/Prime/CI B	4	0.33	0.33	0.65	0.65	1.21	1.21
51.2	-0.3	1,012.2	Credit Suisse Instit MMF/Prime/CI C	4	0.33	0.33	0.53	0.53	1.08	1.08
631.4	49.4	4,873.0	Daily Income Fund-MMP/Instit k	4	0.27	0.27	0.87	0.87	1.49	1.49
375.9	12.7	4,873.0	Daily Income Fund-MMP/Instit Svc k	4	0.03	0.03	0.62	0.62	1.24	1.24
2,324.7	77.8	28,153.6	Deutsche Cash Mgmt Fund Instit k	4	0.16	0.16	0.46	0.46	0.95	0.95
3,888.8	291.5	28,153.6	Deutsche Cash Reserves Fund Instit k	4	0.21	0.21	0.50	0.50	0.99	0.99
6,119.2	341.2	6,119.2	Deutsche Daily Assets/Instit k	4	0.33	0.33	0.73	0.73	1.32	1.32
1,039.7	13.2	7,541.3	Dreyfus Cash Mgmt Plus/Admin k	4	0.14	0.14	0.54	0.54	1.08	1.08
4,585.3	52.8	7,541.3	Dreyfus Cash Mgmt Plus/Instit k	4	0.24	0.24	0.64	0.64	1.18	1.18
1,341.9	-42.5	7,541.3	Dreyfus Cash Mgmt Plus/Inv k	4	0.02	0.02	0.39	0.39	0.93	0.93

Assets (\$ mils)	1-Mo Change	Total Portfolio	TAXABLE FUNDS	Valuation Method	Investment Results (%)					
					Current Month		Year-To Date		12-Month	
					Yield	Total Return	Yield	Total Return	Yield	Total Return
564.3	-27.5	7,541.3	Dreyfus Cash Mgmt Plus/Part k	4	0.00	0.00	0.27	0.27	0.80	0.80
6.6	-1.5	7,541.3	Dreyfus Cash Mgmt Plus/Select k	4	0.00	0.00	0.09	0.09	0.55	0.55
3.5	-3.6	7,541.3	Dreyfus Cash Mgmt Plus/Service k	4	0.00	0.00	0.20	0.20	0.72	0.72
1,535.9	19.6	44,124.1	Dreyfus Cash Mgmt/Admin k	4	0.17	0.17	0.62	0.62	1.16	1.16
112.9	-127.4	44,124.1	Dreyfus Cash Mgmt/Agency k	4	0.21	0.21	0.65	0.65	1.20	1.20
36,804.9	1,101.9	44,124.1	Dreyfus Cash Mgmt/Instit k	4	0.27	0.27	0.72	0.72	1.26	1.26
4,685.3	-249.2	44,124.1	Dreyfus Cash Mgmt/Inv k	4	0.03	0.03	0.47	0.47	1.01	1.01
985.1	-212.1	44,124.1	Dreyfus Cash Mgmt/Part k	4	0.00	0.00	0.34	0.34	0.87	0.87
1,673.1	9.4	1,673.1	Dreyfus Inst Preferred MMF/Reserve	4	0.27	0.27	-	-	-	-
73.7	-2.1	10,659.5	Dreyfus Inst Res Money Fund/Agency	4	0.14	0.14	0.61	0.61	1.13	1.13
679.0	-35.1	10,659.5	Dreyfus Inst Res Money Fund/Classic k	4	0.00	0.00	0.26	0.26	0.77	0.77
5,091.0	.4	10,659.5	Dreyfus Inst Res Money Fund/Hamiltn	4	0.24	0.24	0.71	0.71	1.23	1.23
3,104.0	320.4	10,659.5	Dreyfus Inst Res Money Fund/Instit	4	0.29	0.29	0.76	0.76	1.28	1.28
1,711.7	50.0	10,659.5	Dreyfus Inst Res Money Fund/Premier k	4	0.01	0.01	0.46	0.46	0.98	0.98
.1	0.0	3,347.2	Dreyfus Instit Cash Adv Plus/Adm	4	0.24	0.24	0.60	0.60	1.09	1.09
3,344.9	103.1	3,347.2	Dreyfus Instit Cash Adv Plus/Inst	4	0.31	0.31	0.66	0.66	1.16	1.16
2.2	0.0	3,347.2	Dreyfus Instit Cash Adv Plus/Inv	4	0.06	0.06	0.41	0.41	0.91	0.91
>0.0	0.0	3,347.2	Dreyfus Instit Cash Adv Plus/Part k	4	0.00	0.00	0.28	0.28	0.77	0.77
1,113.7	90.6	40,916.8	Dreyfus Instit Cash Adv/Adm	4	0.23	0.23	0.67	0.67	1.20	1.20
39,335.3	-294.4	40,916.8	Dreyfus Instit Cash Adv/Instit	4	0.30	0.30	0.75	0.75	1.27	1.27
150.7	-127.5	40,916.8	Dreyfus Instit Cash Adv/Inv	4	0.03	0.03	0.49	0.49	1.01	1.01
317.2	-28.5	40,916.8	Dreyfus Instit Cash Adv/Part k	4	0.00	0.00	0.40	0.40	0.91	0.91
7.0	-47.5	7.0	Dreyfus Instit MMF/MM Series k	4	0.00	0.00	0.09	0.09	0.48	0.48
369.9	-2.9	369.9	Dreyfus Variable Inv Fund/MMP k r	4	0.00	0.00	0.19	0.19	-	-
17,870.7	-67.8	17,870.7	Dryden Core Inv Fund/Taxable MM r	4	0.40	0.40	0.74	0.75	1.26	1.27
458.8	-96.8	4,805.0	DWS CAT: MMP/Inst Money Market Shrs	4	0.25	0.25	0.64	0.64	1.21	1.21
20,457.9	-77.9	28,153.6	DWS MM Series/Institutional k	4	0.24	0.24	0.55	0.55	1.04	1.04
33.3	-2.3	9,647.7	Evergreen Instit MMF/Admin	4	0.16	0.16	0.49	0.49	1.16	1.16
7,719.8	-399.5	9,647.7	Evergreen Instit MMF/Instit	4	0.21	0.21	0.54	0.54	1.21	1.21
1,804.4	-130.4	9,647.7	Evergreen Instit MMF/InstSvc k	4	0.02	0.02	0.31	0.31	0.97	0.97
50.8	4.0	9,647.7	Evergreen Instit MMF/Investor	4	0.11	0.11	0.44	0.44	1.11	1.11
39.3	.4	9,647.7	Evergreen Instit MMF/Part k	4	0.02	0.02	0.17	0.17	0.80	0.80
393.5	5.3	4,698.4	Evergreen Prime Cash Mgmt/Inst Svc k	4	0.02	0.02	0.27	0.27	0.90	0.90
4,259.3	-734.9	4,698.4	Evergreen Prime Cash Mgmt/Instit k	4	0.19	0.19	0.50	0.50	1.14	1.14
6.4	-2.1	4,698.4	Evergreen Prime Cash Mgmt/Investor k	4	0.09	0.09	0.40	0.40	1.04	1.04
39.3	-0.6	4,698.4	Evergreen Prime Cash Mgmt/Part k	4	0.02	0.02	0.14	0.14	0.73	0.73
187.8	.4	187.8	Federated Master Trust k	4	0.19	0.19	0.69	0.69	1.30	1.30
527.2	-1.8	3,497.2	Federated/Auto Cash Mgmt Tr/Cash II k	4	0.00	0.00	0.39	0.39	0.99	0.99
2,905.5	-91.1	3,497.2	Federated/Auto Cash Mgmt Tr/InstSvc k	4	0.01	0.01	0.53	0.53	1.13	1.13
1,601.5	77.4	18,696.9	Federated/Prime Cash Oblig/Inst Cap k	4	0.25	0.25	0.74	0.74	1.29	1.29
1,773.6	-398.9	18,696.9	Federated/Prime Cash Oblig/Inst Svc k	4	0.09	0.09	0.59	0.59	1.14	1.14
15,321.8	1,235.7	18,696.9	Federated/Prime Cash Oblig/Instit k	4	0.34	0.34	0.84	0.84	1.39	1.39
963.7	70.9	3,445.8	Federated/Prime Mgmt Oblig/Inst Cap k	4	0.38	0.38	0.93	0.93	1.46	1.46
1,212.6	-137.6	3,445.8	Federated/Prime Mgmt Oblig/Inst Svc k	4	0.22	0.22	0.77	0.77	1.31	1.31
1,269.5	151.5	3,445.8	Federated/Prime Mgmt Oblig/Instit k	4	0.47	0.47	1.02	1.02	1.56	1.56
8,359.0	624.8	53,210.4	Federated/Prime Oblig Fund/Inst Svc k	4	0.05	0.05	0.55	0.55	1.10	1.10
44,088.2	4,513.5	53,210.4	Federated/Prime Oblig Fund/Instit k	4	0.30	0.30	0.80	0.80	1.35	1.35
763.1	-38.1	53,210.4	Federated/Prime Oblig Fund/Trust k	4	0.00	0.00	0.34	0.34	0.87	0.87
1,239.1	77.1	12,682.4	Federated/Prime Value Oblig/InstCap k	4	0.35	0.35	0.95	0.95	1.46	1.46
9,337.3	508.2	12,682.4	Federated/Prime Value Oblig/Instit k	4	0.45	0.45	1.04	1.04	1.55	1.55
2,106.0	-33.4	12,682.4	Federated/Prime Value Oblig/InstSvc k	4	0.21	0.21	0.79	0.79	1.30	1.30
18,229.9	-1,900.2	21,421.6	FFI Institutional Fund	4	0.21	0.21	0.69	0.69	1.33	1.33
16,609.2	-1,278.4	16,609.2	FFI Premier Instit Fund	4	0.25	0.25	0.74	0.74	1.37	1.37
3,191.6	-570.1	21,421.6	FFI Select Instit Fund	4	0.25	0.25	0.73	0.73	1.37	1.37
35,740.4	-238.7	64,913.8	Fidelity Instit MMF I	4	0.50	0.50	0.94	0.94	1.52	1.52
962.1	-17.0	64,913.8	Fidelity Instit MMF II	4	0.34	0.34	0.79	0.79	1.37	1.37
4,576.3	-331.8	64,913.8	Fidelity Instit MMF III	4	0.24	0.24	0.69	0.69	1.27	1.27
.4	0.0	64,913.8	Fidelity Instit MMF/CI F	4	0.53	0.53	-	-	-	-
23,110.0	2,055.2	64,913.8	Fidelity Instit MMF/Instit	4	0.54	0.54	0.98	0.98	1.56	1.56
524.6	7.3	64,913.8	Fidelity Instit MMF/Select	4	0.44	0.44	0.89	0.89	1.47	1.47
23,583.5	1,440.2	52,240.4	Fidelity Instit Prime MMF I	4	0.33	0.33	0.76	0.76	1.33	1.33
1,608.1	5.0	52,240.4	Fidelity Instit Prime MMF II	4	0.18	0.18	0.61	0.61	1.18	1.18
3,670.1	326.3	52,240.4	Fidelity Instit Prime MMF III	4	0.08	0.08	0.51	0.51	1.08	1.08
188.1	-19.7	52,240.4	Fidelity Instit Prime MMF IV	4	0.01	0.01	0.29	0.29	0.85	0.85
22,511.2	2,828.9	52,240.4	Fidelity Instit Prime MMF/Instit	4	0.39	0.39	0.82	0.82	1.39	1.39
679.4	121.8	52,240.4	Fidelity Instit Prime MMF/Select	4	0.28	0.28	0.71	0.71	1.28	1.28
18,045.7	-220.8	18,045.7	Fidelity MMT/Retirement MMP	4	0.35	0.35	0.86	0.86	1.46	1.46
13,155.3	-119.1	23,637.2	Fidelity Prime Fund/Cap Reserves	4	0.01	0.01	0.23	0.23	0.75	0.75
10,481.8	-223.0	23,637.2	Fidelity Prime Fund/Daily Money	4	0.01	0.01	0.41	0.41	0.96	0.96
2,035.1	-56.6	3,644.3	Fidelity VIP MMP/IC r	4	0.45	0.45	0.93	0.93	1.51	1.51
1,363.6	-53.8	3,644.3	Fidelity VIP MMP/IN r	4	0.43	0.43	0.91	0.91	1.49	1.49
104.3	6.4	3,644.3	Fidelity VIP MMP/SC r	4	0.35	0.35	0.83	0.83	1.41	1.41
141.4	-0.8	3,644.3	Fidelity VIP MMP/SC 2 r	4	0.20	0.20	0.68	0.68	1.26	1.26
2,611.1	104.1	3,150.8	Fifth Third Instit MMF/Instit k	4	0.25	0.25	0.72	0.72	1.35	1.35
173.4	7.6	3,150.8	Fifth Third Instit MMF/Preferred k	4	0.10	0.10	0.57	0.57	1.20	1.20
100.7	-16.8	3,150.8	Fifth Third Instit MMF/Select k	4	0.17	0.17	0.64	0.64	1.27	1.27
265.6	-51.8	3,150.8	Fifth Third Instit MMF/Trust k	4	0.05	0.05	0.48	0.48	1.10	1.10
5,275.9	1,375.9	32,121.7	First Amer Prime Oblig/CI I	4	0.03	0.03	0.42	0.42	0.98	0.98
7,249.5	-1,150.0	32,121.7	First Amer Prime Oblig/CI Y k	4	0.01	0.01	0.37	0.37	0.92	0.92
13,746.9	-575.4	32,121.7	First Amer Prime Oblig/CI Z	4	0.22	0.22	0.62	0.62	1.18	1.18
1,694.0	-207.6	32,121.7	First Amer Prime Oblig/Inst Inv	4	0.12	0.12	0.52	0.52	1.08	1.08

RESULTS FOR: 8/1/09 – 8/31/09

Assets (\$ mils)	1-Mo Change	Total Portfolio	TAXABLE FUNDS	Valuation Method	Investment Results (%)					
					Current Month		Year-To-Date		12-Month	
					Yield	Total Return	Yield	Total Return	Yield	Total Return
53.0	1.5	196.0	Flex-funds Money Market/Instit k	4	0.55	0.55	0.89	0.89	1.37	1.37
138.9	-5.9	8,671.3	Franklin IFT Cash Reserves Fund k	4	0.00	0.00	0.01	0.01	0.32	0.32
5,808.6	32.4	8,671.3	Franklin IFT Money Port	4	0.00	0.00	0.12	0.12	0.53	0.53
28.8	1.0	28.8	GE Institutional MMF/Investment	4	0.24	0.24	0.57	0.57	0.97	0.97
632.8	-65.8	802.1	GE Money Market Fund/Instit	4	0.29	0.29	0.50	0.50	0.91	0.91
1,699.2	45.4	12,771.3	General MMF/CI A k	4	0.03	0.03	0.32	0.32	0.81	0.81
11,072.1	380.8	12,771.3	General MMF/CI B k	4	0.05	0.05	0.20	0.20	0.63	0.63
1,415.2	-164.8	23,974.4	Goldman Sachs FS MMF/Adm k	4	-0.01	0.01	0.32	0.33	0.82	0.81
76.0	15.2	23,974.4	Goldman Sachs FS MMF/Cap	4	0.05	0.07	0.41	0.42	0.91	0.91
21,880.2	-216.2	23,974.4	Goldman Sachs FS MMF/Inst	4	0.20	0.22	0.56	0.57	1.07	1.06
87.7	-9.2	23,974.4	Goldman Sachs FS MMF/Pre	4	0.10	0.12	0.46	0.47	0.96	0.96
42.8	8.3	23,974.4	Goldman Sachs FS MMF/Sel	4	0.17	0.19	0.53	0.54	1.04	1.03
472.5	-30.0	23,974.4	Goldman Sachs FS MMF/Ser k	4	-0.01	0.01	0.15	0.16	0.62	0.61
3,987.1	-164.8	37,509.8	Goldman Sachs FS Prime Oblig/Adm k	4	0.00	0.01	0.25	0.24	0.76	0.74
568.1	34.2	37,509.8	Goldman Sachs FS Prime Oblig/Cap	4	0.02	0.03	0.33	0.33	0.85	0.83
30,756.0	437.9	37,509.8	Goldman Sachs FS Prime Oblig/Inst	4	0.17	0.18	0.48	0.48	1.01	0.98
1,226.2	469.3	37,509.8	Goldman Sachs FS Prime Oblig/Pre	4	0.07	0.08	0.38	0.38	0.91	0.88
99.2	-6.5	37,509.8	Goldman Sachs FS Prime Oblig/Sel	4	0.14	0.15	0.45	0.45	0.98	0.95
873.3	-16.2	37,509.8	Goldman Sachs FS Prime Oblig/Ser k	4	0.00	0.01	0.10	0.09	0.58	0.56
6.4	-2.2	412.7	Goldman Sachs ILA MMP/Adm k	4	0.00	0.01	0.21	0.21	0.65	0.63
>0.0	0.0	412.7	Goldman Sachs ILA MMP/CMS k	4	0.00	0.01	0.07	0.07	0.41	0.40
383.3	2.7	412.7	Goldman Sachs ILA MMP/Inst	4	0.01	0.02	0.33	0.34	0.78	0.77
23.0	-1.2	412.7	Goldman Sachs ILA MMP/Ser k	4	0.00	0.01	0.10	0.10	0.49	0.48
45.4	3.0	628.0	Goldman Sachs ILA Prime Oblig/Adm k	4	0.00	0.01	0.20	0.18	0.63	0.61
29.3	-1.6	628.0	Goldman Sachs ILA Prime Oblig/CI B k	4	0.00	0.01	0.03	0.02	0.24	0.22
51.1	-2.1	628.0	Goldman Sachs ILA Prime Oblig/CI C k	4	0.00	0.01	0.03	0.02	0.24	0.22
25.7	-0.7	628.0	Goldman Sachs ILA Prime Oblig/CMS k	4	0.00	0.01	0.08	0.07	0.41	0.39
48.4	-4.6	628.0	Goldman Sachs ILA Prime Oblig/Inst	4	0.00	0.01	0.30	0.29	0.76	0.73
428.0	5.5	628.0	Goldman Sachs ILA Prime Oblig/Ser k	4	0.00	0.01	0.10	0.09	0.49	0.46
142.3	-1.1	1,161.2	Guidestone MMF/GS2 Class	4	0.21	0.21	0.62	0.62	1.24	1.24
7,976.3	-123.7	12,044.7	HSBC Investor Prime MMF/CI I k	4	0.21	0.21	0.52	0.52	1.05	1.05
1,144.7	-78.7	12,044.7	HSBC Investor Prime MMF/CI Y	4	0.11	0.11	0.41	0.41	0.95	0.95
1,402.2	76.5	1,402.2	ING Institutional Prime MMF/Instit	4	0.22	0.22	0.33	0.33	0.90	0.90
184.2	-15.0	2,249.9	ING Liquid Assets Portfolio/CI I	4	0.24	0.24	0.39	0.39	0.93	0.93
17.7	-0.5	304.7	ING Money Market Fund/CI O k	4	0.00	0.00	0.11	0.11	0.63	0.63
442.9	67.1	14,307.8	JPMorgan Liquid Assets MMF/Agency	4	0.23	0.23	0.66	0.66	1.28	1.28
4,496.7	73.4	14,307.8	JPMorgan Liquid Assets MMF/Capital	4	0.33	0.33	0.76	0.76	1.38	1.38
3,611.8	560.9	14,307.8	JPMorgan Liquid Assets MMF/Instit	4	0.29	0.29	0.72	0.72	1.34	1.34
615.6	9.7	14,307.8	JPMorgan Liquid Assets MMF/Premier	4	0.04	0.04	0.47	0.47	1.09	1.09
552.6	-75.9	14,307.8	JPMorgan Liquid Assets MMF/Reserve	4	0.00	0.00	0.27	0.27	0.87	0.87
13,387.9	509.3	175,285.7	JPMorgan Prime MMF/Agency	4	0.19	0.19	0.61	0.61	1.19	1.19
99,132.8	5,302.4	175,285.7	JPMorgan Prime MMF/Capital	4	0.29	0.29	0.71	0.71	1.29	1.29
259.5	-3.3	175,285.7	JPMorgan Prime MMF/Cash Mgmt	4	0.00	0.00	0.11	0.11	0.62	0.62
376.3	328.8	175,285.7	JPMorgan Prime MMF/Direct	4	0.15	0.15	-	-	-	-
43,931.9	1,160.1	175,285.7	JPMorgan Prime MMF/Instit	4	0.25	0.25	0.67	0.67	1.25	1.25
8,891.0	-979.3	175,285.7	JPMorgan Prime MMF/Premier	4	0.01	0.01	0.42	0.42	1.00	1.00
3,234.2	11.6	175,285.7	JPMorgan Prime MMF/Reserve	4	0.00	0.00	0.22	0.22	0.78	0.78
167.7	-12.3	167.7	MainStay Principal Preservation k	4	0.20	0.20	0.85	0.85	1.30	1.30
3,023.7	-220.5	5,366.7	Marshall Prime MMF/Instit Class k	4	0.49	0.49	0.87	0.87	1.40	1.40
955.5	-77.0	955.5	Morgan Stanley Active Assets InstMT	4	0.06	0.06	0.25	0.25	0.75	0.75
.1	0.0	4,674.6	Morgan Stanley Inst Liq/MMP/Adm k	4	0.02	0.02	0.21	0.21	0.76	0.76
.3	.2	4,674.6	Morgan Stanley Inst Liq/MMP/Adv k	4	0.01	0.01	0.13	0.13	0.67	0.67
158.7	-8.7	4,674.6	Morgan Stanley Inst Liq/MMP/CshMgt k	4	0.01	0.01	0.10	0.10	0.64	0.64
4,483.5	163.1	4,674.6	Morgan Stanley Inst Liq/MMP/Inst k	4	0.16	0.16	0.36	0.36	0.91	0.91
4.1	.1	4,674.6	Morgan Stanley Inst Liq/MMP/Inv k	4	0.06	0.06	0.26	0.26	0.81	0.81
27.5	8.2	4,674.6	Morgan Stanley Inst Liq/MMP/Part k	4	0.01	0.01	0.04	0.04	0.53	0.53
.4	0.0	4,674.6	Morgan Stanley Inst Liq/MMP/Svc k	4	0.11	0.11	0.31	0.31	0.86	0.86
.1	0.0	11,166.5	Morgan Stanley Inst Liq/Prime/Adm k	4	0.02	0.02	0.16	0.16	0.64	0.64
67.2	.9	11,166.5	Morgan Stanley Inst Liq/Prime/Adv k	4	0.01	0.01	0.09	0.09	0.56	0.56
3.7	-0.9	11,166.5	Morgan Stanley Inst Liq/Prime/CMgt k	4	0.01	0.01	0.07	0.07	0.53	0.53
11,032.1	-1,496.7	11,166.5	Morgan Stanley Inst Liq/Prime/Inst k	4	0.15	0.15	0.31	0.31	0.79	0.79
7.0	0.0	11,166.5	Morgan Stanley Inst Liq/Prime/Inv k	4	0.05	0.05	0.21	0.21	0.69	0.69
37.7	0.0	11,166.5	Morgan Stanley Inst Liq/Prime/Part k	4	0.01	0.01	0.02	0.02	0.43	0.43
18.8	-1.9	11,166.5	Morgan Stanley Inst Liq/Prime/Svc k	4	0.10	0.10	0.26	0.26	0.74	0.74
20.9	-1.3	2,054.3	MTB MMF/CI S k	4	0.03	0.03	0.04	0.04	0.37	0.37
614.5	51.7	2,054.3	MTB MMF/Instit I k	4	0.08	0.08	0.18	0.18	0.63	0.63
603.2	212.6	2,054.3	MTB MMF/Instit II k	4	0.08	0.08	0.13	0.13	0.57	0.57
428.9	-41.8	428.9	MTB Prime MMF/Corporate k	4	0.11	0.11	0.19	0.19	0.64	0.64
1,685.6	-55.2	2,312.7	Nationwide MMF/Instit Class k	4	0.00	0.00	0.06	0.06	0.50	0.50
10,029.5	366.4	10,140.0	Northern Instit Divsfd Assets/CI A k	4	0.08	0.08	0.30	0.30	0.52	0.52
110.5	24.4	10,140.0	Northern Instit Divsfd Assets/CI C k	4	0.01	0.01	0.15	0.15	0.34	0.34
4,106.2	141.7	4,220.1	Northern Instit Prime Oblig/CI A k	4	0.26	0.26	0.50	0.50	0.73	0.73
113.9	2.7	4,220.1	Northern Instit Prime Oblig/CI C k	4	0.02	0.02	0.25	0.25	0.49	0.49
5,271.4	-13.7	7,561.4	Oppenheimer Institutional MMF/CI E	4	0.37	0.37	0.73	0.73	1.39	1.39
2,275.8	-28.4	7,561.4	Oppenheimer Institutional MMF/CI L	4	0.33	0.33	0.70	0.70	1.37	1.37
14.2	.8	7,561.4	Oppenheimer Institutional MMF/CI P k	4	0.27	0.27	0.60	0.60	1.29	1.29
682.9	23.8	697.2	Performance MMF/Institutional k	4	0.05	0.05	0.11	0.11	0.53	0.53
1.7	0.0	4,849.9	PFM Funds: Prime Series/ILPrime k r	4	0.30	0.31	0.72	0.72	-	-
1,376.2	142.5	4,849.9	PFM Funds: Prime Series/Instit k	4	0.32	0.33	0.75	0.75	-	-
3,472.0	-157.6	4,849.9	PFM Funds: Prime Series/SNAP Fund k r	4	0.41	0.42	0.83	0.84	1.36	1.36

RESULTS FOR: 8/1/09 – 8/31/09

Assets (\$ mils)	1-Mo Change	Total Portfolio	TAXABLE FUNDS	Valuation Method	Investment Results (%)					
					Current Month		Year-To Date		12-Month	
					Yield	Total Return	Yield	Total Return	Yield	Total Return
205.1	-22.1	479.9	PIMCO MMF/Instit CI k	4	0.05	0.05	0.12	0.17	0.48	0.50
125.7	-41.7	835.4	Pioneer Cash Reserves Fund/CI Y k	4	0.03	0.03	0.45	0.45	1.10	1.10
128.0	-17.9	531.5	Pioneer Institutional MMF/CI 1 k	4	0.24	0.24	0.64	0.64	1.27	1.27
334.4	-7.3	531.5	Pioneer Institutional MMF/CI 2 k	4	0.02	0.02	0.40	0.40	1.03	1.03
69.1	-13.7	531.5	Pioneer Institutional MMF/CI 3 k	4	0.01	0.01	0.21	0.21	0.82	0.82
445.7	-9.7	560.7	PNC Prime MMF/Class I k	4	0.05	0.05	0.31	0.31	0.87	0.87
245.8	1.5	2,504.0	Principal Funds MMF/Instit k	4	0.03	0.03	0.41	0.41	1.02	1.02
490.3	-15.5	863.8	Prudential Instit Liq/MM Ser/CI A k	4	0.32	0.32	0.67	0.69	1.14	1.15
373.6	-24.7	863.8	Prudential Instit Liq/MM Ser/CI I k	4	0.37	0.37	0.72	0.74	1.19	1.20
32.5	-6.6	577.7	RBB MMP/Sansom Street Class k	4	0.21	0.21	0.67	0.67	1.21	1.21
3,545.2	452.8	14,515.5	RBC Prime MMF/Instit 1	4	0.40	0.40	0.78	0.78	1.11	1.11
4.0	2.0	14,515.5	RBC Prime MMF/Instit 2	4	0.05	0.05	-	-	-	-
3,136.6	114.1	3,136.6	RidgeWorth Inst Cash Mgmt MMF/I	4	0.15	0.15	0.44	0.44	0.93	0.93
208.5	-32.9	3,946.0	Russell MMF/CI A k	4	0.04	0.04	0.29	0.29	0.80	0.80
3,737.5	-443.3	3,946.0	Russell MMF/CI S k	4	0.04	0.04	0.37	0.37	0.89	0.89
988.0	-11.7	988.0	Schwab Retirement Advantage MF k	4	0.01	0.01	0.30	0.30	0.83	0.83
3,725.5	-236.8	40,083.8	Schwab Value Adv MF/Instit k	4	0.16	0.16	0.52	0.52	1.05	1.05
2,367.9	212.6	40,083.8	Schwab Value Adv MF/Instit Prime k	4	0.19	0.19	0.55	0.55	1.08	1.08
5,037.0	-283.4	40,083.8	Schwab Value Adv MF/Select k	4	0.09	0.09	0.45	0.45	0.97	0.97
263.1	-41.5	526.2	SEI Daily Income Tr/MMP/Class A k	4	0.06	0.06	0.54	0.54	1.04	1.04
113.9	-0.5	526.2	SEI Daily Income Tr/MMP/Class B k	4	0.05	0.05	0.31	0.31	0.78	0.78
108.4	-6.5	526.2	SEI Daily Income Tr/MMP/Class C k	4	0.05	0.05	0.18	0.18	0.64	0.64
40.8	-0.1	526.2	SEI Daily Income Tr/MMP/Class S k	4	0.05	0.05	0.13	0.13	0.51	0.51
3,139.8	-204.6	3,718.3	SEI Daily Income Tr/Prime Oblig/A k	4	0.12	0.12	0.33	0.33	0.87	0.87
189.2	29.0	3,718.3	SEI Daily Income Tr/Prime Oblig/B k	4	0.05	0.05	0.13	0.13	0.63	0.63
318.7	7.4	3,718.3	SEI Daily Income Tr/Prime Oblig/C k	4	0.05	0.05	0.10	0.10	0.54	0.54
42.4	-1.6	3,718.3	SEI Daily Income Tr/Prime Oblig/H k	4	0.01	0.01	0.07	0.07	0.55	0.55
28.1	-2.9	3,718.3	SEI Daily Income Tr/Prime Oblig/S k	4	0.05	0.05	0.08	0.08	0.45	0.45
18,404.1	1,722.8	18,404.1	SSgA Prime MMF k	4	0.22	0.22	0.54	0.54	1.04	1.04
11,884.7	2,313.2	12,961.6	State Street Inst Liq Reserves/Inst	4	0.29	0.29	0.62	0.62	1.13	1.13
1,076.9	185.8	12,961.6	State Street Inst Liq Reserves/Inv k	4	0.00	0.00	0.28	0.28	0.78	0.78
1,362.5	109.6	1,362.5	Tamarack Instit Prime MMF k	4	0.01	0.01	0.39	0.39	0.91	0.91
122.5	19.1	169.4	TDAM Instit MMF/Instit k	4	0.10	0.10	0.28	0.28	0.83	0.83
46.9	-2.6	169.4	TDAM Instit MMF/Instit Svc k	4	0.05	0.05	0.09	0.09	0.62	0.62
115.9	12.4	1,225.0	Thrivent MMF/CI I k	4	0.19	0.19	0.62	0.62	1.24	1.24
318.2	-6.1	1,374.3	TIAA-CREF Instit MMF/Instit	4	0.26	0.26	0.67	0.67	1.22	1.22
138.5	-14.6	1,374.3	TIAA-CREF Instit MMF/Retirement	4	0.01	0.01	0.42	0.42	0.97	0.97
85.7	-15.3	85.7	TIAA-CREF Life Money Market	4	0.35	0.35	0.67	0.67	1.23	1.23
557.6	-24.5	557.6	Touchstone Instit MMF k	4	0.50	0.50	1.37	1.37	2.01	2.01
96.0	-6.7	96.0	Touchstone VST MMF/CI I	4	0.56	0.56	1.25	1.25	1.78	1.78
944.9	-57.2	944.9	Trust for Credit Unions/MMP k r	4	0.23	0.23	0.26	0.26	0.63	0.63
384.3	-23.2	384.3	UBS Cash Reserves Fund k	4	0.01	0.01	0.30	0.30	0.76	0.76
2,835.0	53.1	2,835.0	UBS Liquid Assets Fund k	4	0.24	0.24	0.61	0.61	1.14	1.14
509.2	-20.8	509.2	UBS Pace Money Market k	4	0.01	0.01	0.19	0.19	0.63	0.63
14,224.7	-152.1	19,004.4	UBS Select Prime Institutional Fund	4	0.18	0.18	0.61	0.61	1.18	1.18
3,606.6	-30.0	19,004.4	UBS Select Prime Preferred Fund k	4	0.24	0.24	0.66	0.66	1.24	1.24
18,322.8	-194.9	114,400.8	Vanguard Prime MMF/Instit	4	0.36	0.36	0.88	0.88	1.47	1.47
1,918.6	120.4	2,057.4	Victory Institutional MMF/Inv A	4	0.43	0.43	0.77	0.77	1.02	1.02
138.8	26.0	2,057.4	Victory Institutional MMF/Select	4	0.17	0.17	0.51	0.51	0.76	0.76
1,752.7	119.6	2,365.9	Virtus Insight MF/CI I k	4	0.27	0.27	0.68	0.68	1.21	1.21
1,406.7	21.1	22,683.2	Wells Fargo Adv Cash Inv MMF/Adm k	4	0.18	0.18	0.56	0.56	1.14	1.14
9,614.2	474.0	22,683.2	Wells Fargo Adv Cash Inv MMF/Inst k	4	0.31	0.31	0.68	0.68	1.26	1.26
6,556.4	767.1	22,683.2	Wells Fargo Adv Cash Inv MMF/Select k	4	0.38	0.38	0.76	0.76	1.34	1.34
11,293.9	1,528.1	24,576.0	Wells Fargo Adv Heritage MF/Instit k	4	0.29	0.29	0.65	0.65	1.24	1.24
11,733.6	1,358.4	24,576.0	Wells Fargo Adv Heritage MF/Select k	4	0.36	0.36	0.72	0.72	1.31	1.31
2,586.0	-79.0	2,586.0	Wells Fargo Adv Money Market Trust k	4	0.25	0.25	0.53	0.53	1.08	1.08
10,428.7	58.9	11,505.8	Wells Fargo Adv Prime Inv MMF/Inst k	4	0.27	0.27	0.56	0.56	1.13	1.13
1,875.8	11.9	1,875.8	Western Asset Instit MMF/CI A k	4	0.34	0.34	0.81	0.81	1.35	1.35
177.9	-2.2	17,593.9	Western Asset MMF/CI I	4	0.12	0.12	0.62	0.62	1.18	1.18
1,063.4	14.6	10,132.2	Western Asset/Citi Inst Cash Res/L k	4	0.25	0.25	0.79	0.79	1.32	1.32
7,964.1	-449.6	10,132.2	Western Asset/Citi Inst Cash Res/O k	4	0.30	0.30	0.82	0.82	1.36	1.36
265.6	20.0	10,132.2	Western Asset/Citi Inst Cash Res/S k	4	0.02	0.02	0.58	0.58	1.13	1.13
839.1	21.1	10,132.2	Western Asset/Citi Inst Cash Rs/SVB k	4	0.10	0.10	0.61	0.61	1.15	1.15
5,256.4	-770.5	8,150.4	Western Asset/Citi Inst Liq Res/A k	4	0.32	0.32	0.89	0.89	1.45	1.45
1,615.4	-112.1	8,150.4	Western Asset/Citi Inst Liq Res/I k	4	0.15	0.15	0.80	0.80	1.37	1.37
136.4	-12.5	8,150.4	Western Asset/Citi Inst Liq Res/S k	4	0.02	0.02	0.50	0.50	1.05	1.05
70.5	-21.0	2,624.1	Wilmington Prime MMF/Instit k	4	0.01	0.01	0.37	0.37	0.77	0.77
1,208,744.0	\$14,775.8		SUBTOTAL & AVERAGES		0.15	0.15	0.47	0.47	0.99	0.99
3,065,727.9	\$-34,761.9		GRAND TOTAL TAXABLE (ALL)		0.07	0.07	0.23	0.24	0.62	0.62

Assets (\$ mils)	1-Mo Change	Total Portfolio	TAX-FREE FUNDS	Valuation Method	Investment Results (%)					
					Current Month		Year-To Date		12-Month	
					Yield	Total Return	Yield	Total Return	Yield	Total Return
17.1	.2	39.5	AIM Tax-Exempt Cash Fund/CI A k	4	0.05	0.05	0.05	0.05	0.55	0.55
11.1	0.0	39.5	AIM Tax-Exempt Cash Fund/CI Y k	4	0.05	0.05	0.05	0.05	-	-
11.4	-0.3	39.5	AIM Tax-Exempt Cash Fund/Inv k	4	0.05	0.05	0.05	0.05	0.58	0.58
137.4	-28.9	893.1	Allegiant Tax-Exempt Fund/CI A k	4	0.12	0.12	0.22	0.22	0.71	0.71
825.8	105.9	825.8	Alpine Municipal MMF/Investor	4	0.68	0.68	0.98	0.98	1.61	1.61
324.3	10.2	324.3	Amer Century T-F MMF/Inv Class k	4	0.41	0.41	0.60	0.60	1.16	1.16
154.4	-30.2	154.4	BBH Tax Exempt Money Fund k	4	0.01	0.01	0.25	0.31	0.77	0.81
15.5	-0.8	6,032.4	BlackRock Liquidity:MuniFund PrCl k	4	0.00	0.00	0.15	0.15	0.69	0.69
154.4	13.3	6,032.4	BlackRock Liquidity:MuniFund Prem k	4	0.00	0.00	0.15	0.15	0.69	0.69
31.1	-2.9	6,032.4	BlackRock Liquidity:MuniFund Select k	4	0.00	0.00	0.01	0.01	0.49	0.49
117.7	-3.4	279.3	BlackRock Muni MMP/Hilliard Lyons k	4	0.02	0.02	0.25	0.25	0.80	0.80
4.3	.9	279.3	BlackRock Muni MMP/Inv A k	4	0.00	0.00	0.10	0.10	0.61	0.61
682.7	-11.6	682.7	Calvert T-F Reserves MMP/O Shr k	4	0.01	0.01	0.11	0.11	0.72	0.72
21.1	-0.5	4,284.8	Capital Assets Fund/T-E Portfolio k	4	0.01	0.01	0.01	0.01	0.50	0.50
486.1	-4.8	4,284.8	CAT: T-E Port/DWS T-E Money Fund	4	0.28	0.28	0.53	0.53	1.10	1.10
153.0	-3.7	4,284.8	CAT: T-E Port/DWS T-F Money Fund/S r	4	0.24	0.24	0.50	0.50	1.08	1.08
407.5	-18.7	4,284.8	CAT: T-E Port/Premier MM Shrs k	4	0.01	0.01	0.02	0.02	0.52	0.52
59.0	.8	4,284.8	CAT: T-E Port/Svc Shrs k	4	0.01	0.01	0.01	0.01	0.49	0.49
519.9	25.7	4,284.8	CAT: T-E Port/Tax Free Inv Class k	4	0.01	0.01	0.17	0.17	0.72	0.72
269.2	-0.2	4,284.8	CAT: T-E Portfolio/Managed k	4	0.07	0.07	0.30	0.30	0.88	0.88
8,140.1	-469.6	9,149.7	CMA Tax-Exempt Fund k	4	0.07	0.07	0.18	0.18	0.71	0.71
36.4	0.0	8,541.3	Columbia Muni Reserves/Class Z k r	4	0.32	0.32	0.62	0.62	1.26	1.26
1,347.3	-28.8	8,541.3	Columbia Muni Reserves/Daily k	4	0.00	0.00	0.11	0.11	0.71	0.71
456.7	-30.3	8,541.3	Columbia Muni Reserves/Trust k r	4	0.22	0.22	0.52	0.52	1.16	1.16
24.4	-2.2	10,752.0	Columbia T-E Reserves/Class A k	4	0.00	0.00	0.17	0.17	0.73	0.73
59.5	-24.5	10,752.0	Columbia T-E Reserves/Daily k	4	0.00	0.00	0.08	0.08	0.62	0.62
590.8	-57.6	10,752.0	Columbia T-E Reserves/G-Trust k r	4	0.25	0.25	0.55	0.55	1.14	1.14
12.1	0.0	10,752.0	Columbia T-E Reserves/Retail A k r	4	0.16	0.16	0.46	0.46	1.05	1.05
5,587.2	-283.2	10,752.0	Columbia T-E Reserves/Trust k r	4	0.15	0.15	0.45	0.45	1.04	1.04
213.5	10.7	461.3	Daily Income Fund-Muni/Advantage k	4	0.05	0.05	0.17	0.17	0.67	0.68
177.4	.1	461.3	Daily Income Fund-Muni/Retail k	4	0.00	0.00	0.17	0.17	0.68	0.68
65.7	19.0	461.3	Daily Income Fund-Muni/ST Inc k	4	0.00	0.00	0.28	0.29	0.84	0.84
69.1	.7	4,284.8	Davidson Cash Equiv Shr T-E Port k	4	0.01	0.01	0.04	0.04	0.56	0.56
12.5	-0.3	13.0	Delaware Tax-Free MF/Class A k	4	0.33	0.33	0.28	0.28	0.67	0.67
.6	0.0	13.0	Delaware Tax-Free MF/Consultant k	4	0.33	0.33	0.28	0.28	0.67	0.67
188.9	17.3	188.9	Deutsche T-F MF Investment/Premier k r	4	0.01	0.01	0.22	0.22	0.71	0.71
54.2	2.2	413.3	Dreyfus AMT-Free Muni Reserve/BASIC	4	0.39	0.39	0.84	0.84	1.37	1.37
214.5	22.8	413.3	Dreyfus AMT-Free Muni Reserves/CI B k r	4	0.01	0.01	0.36	0.36	0.88	0.88
79.1	.5	413.3	Dreyfus AMT-Free Muni Reserves/CI R r	4	0.39	0.39	0.84	0.84	1.37	1.37
65.5	11.5	413.3	Dreyfus AMT-Free Muni Reserves/Inv r	4	0.19	0.19	0.64	0.64	1.17	1.17
298.0	-4.1	298.0	Dreyfus BASIC Muni MMF k	4	0.30	0.30	0.60	0.60	1.12	1.12
924.3	-25.0	924.3	Dreyfus Municipal MMF	4	0.08	0.08	0.33	0.33	0.90	0.90
1,459.8	-43.9	1,459.8	Eagle Municipal MMF k	4	0.01	0.01	0.02	0.02	0.48	0.48
95.9	3.6	95.9	Eaton Vance T-F Reserves k	4	0.00	0.00	0.10	0.10	0.67	0.67
238.7	8.6	4,227.8	Evergreen Muni MMF/CI A k	4	0.02	0.02	0.16	0.16	0.79	0.79
232.1	1.5	4,227.8	Evergreen Muni MMF/CI I k r	4	0.05	0.05	0.38	0.38	1.04	1.04
3,757.1	-7.1	4,227.8	Evergreen Muni MMF/CI S k	4	0.02	0.02	0.06	0.06	0.62	0.62
1,338.5	160.8	1,338.5	Federated Muni Trust Fund k	4	0.16	0.16	0.39	0.39	0.98	0.98
4,480.4	29.9	4,788.9	Federated/T-F Instr Tr/Invmt CI k	4	0.13	0.13	0.29	0.29	0.90	0.92
2,514.8	-49.9	2,514.8	Fidelity AMT Tax-Free Money Fund	4	0.11	0.11	0.28	0.28	0.72	0.75
24,345.4	-191.7	24,345.4	Fidelity Municipal MMF	4	0.09	0.09	0.25	0.25	0.77	0.77
6,189.2	-84.7	7,321.0	Fidelity Tax Free Money Market	4	0.02	0.02	0.13	0.13	0.56	0.56
124.5	-16.6	1,673.5	First Amer T-F Oblig/CI A k	4	0.00	0.00	0.00	0.00	0.45	0.46
48.9	-21.5	1,673.5	First Amer T-F Oblig/CI D k r	4	0.00	0.00	0.00	0.00	0.50	0.51
97.9	-7.0	227.0	HSBC Investor T-F MMF/CI D k	4	0.03	0.03	0.21	0.21	0.79	0.79
25.7	-4.0	104.7	Huntington Tax-Free MMF/A Shares k	4	0.01	0.01	0.04	0.04	0.54	0.54
79.0	-4.8	104.7	Huntington Tax-Free MMF/Instit k r	4	0.01	0.01	0.15	0.15	0.69	0.69
1,555.6	45.1	3,651.6	JPMorgan Muni MMF/E*Trade	4	0.01	0.01	0.02	0.02	0.46	0.46
444.9	-4.5	3,651.6	JPMorgan Muni MMF/Morgan	4	0.06	0.06	0.24	0.24	0.75	0.75
62.2	-3.3	3,651.6	JPMorgan Muni MMF/Service	4	0.00	0.00	0.01	0.01	0.44	0.44
.1	0.0	28,333.5	JPMorgan Tax-Free MMF/Direct	4	0.10	0.10	-	-	-	-
626.9	-82.5	28,333.5	JPMorgan Tax-Free Tr/MMF/Morgan	4	0.00	0.00	0.08	0.08	0.56	0.56
389.0	10.3	985.2	Marshall Tax Free MMF/Class Y k	4	0.76	0.76	0.94	0.94	1.42	1.42
6,843.5	-79.2	6,843.5	Morgan Stanley ActiveAssets T-F Tr k	4	0.01	0.01	0.06	0.06	0.58	0.58
319.9	6.1	319.9	Morgan Stanley T-F Daily Inc Trust k	4	0.01	0.01	0.03	0.03	0.59	0.59
22.5	0.0	195.7	MTB Tax-Free MMP/CI A k	4	0.09	0.09	0.08	0.08	0.63	0.63
620.5	-0.5	620.5	Municipal Cash Series k	4	0.08	0.08	0.26	0.26	0.75	0.77
357.0	-1.4	357.0	Neuberger Berman Muni MF/Inv k	4	0.03	0.03	0.37	0.37	0.82	0.82
8,368.0	-560.0	8,368.0	Northern Municipal MMF k	4	0.02	0.02	0.24	0.24	0.75	0.75
229.5	-18.3	283.2	Pacific Cap T-F Cash Assets Tr/O k r	4	0.07	0.07	0.23	0.23	0.71	0.71
53.7	-2.8	283.2	Pacific Cap T-F Cash Assets Tr/Svc k r	4	0.02	0.02	0.06	0.06	0.52	0.52
45.6	.2	95.9	Pioneer Tax-Free MMF/CI A k	4	0.01	0.01	0.02	0.02	0.62	0.62
2.3	1.3	154.7	PNC Tax-Exempt MMF/Class A k	4	0.05	0.05	0.05	0.05	0.37	0.37
65.0	-0.3	65.0	Putnam Tax-Exempt MMF	4	0.05	0.05	0.08	0.08	0.64	0.64
217.0	1.4	964.6	RBC T-F MMF/Investor k	4	0.01	0.01	0.01	0.01	-	-
420.9	-17.7	964.6	RBC T-F MMF/Reserve k	4	0.01	0.01	0.02	0.02	-	-
276.0	9.3	964.6	RBC T-F MMF/Select k	4	0.01	0.01	0.06	0.06	-	-
244.9	-33.2	1,836.5	RidgeWorth T-E MMF/A k	4	0.02	0.02	0.03	0.03	0.54	0.54
1,591.6	-75.8	1,836.5	RidgeWorth T-E MMF/I k r	4	0.11	0.11	0.16	0.16	0.67	0.67
91.2	-2.5	91.2	RiverSource Tax Exempt MMF k	4	0.01	0.01	0.01	0.01	0.42	0.42

Assets (\$ mils)	1-Mo Change	Total Portfolio	TAX-FREE FUNDS	Valuation Method	Investment Results (%)					
					Current Month		Year-To Date		12-Month	
					Yield	Total Return	Yield	Total Return	Yield	Total Return
2,983.1	-51.5	5,584.7	Schwab AMT Tax-Free MF/Sweep k	4	0.01	0.01	0.31	0.31	0.85	0.85
2,601.6	-200.0	5,584.7	Schwab AMT Tax-Free MF/Value Adv k r	4	0.11	0.11	0.45	0.45	1.00	1.00
10,453.8	-139.3	19,326.2	Schwab Municipal MF/Sweep k	4	0.01	0.01	0.27	0.27	0.85	0.85
2,659.0	-182.7	19,326.2	Schwab Municipal MF/Value Adv k r	4	0.09	0.09	0.39	0.39	0.98	0.98
981.8	71.0	981.8	SEI T-E Tr/Tax-Free Port/CI A k	4	0.12	0.12	0.48	0.48	1.04	1.07
96.6	-9.8	96.6	SSgA Tax-Free MMF/CI A k	4	0.00	0.00	0.34	0.34	1.01	1.01
154.4	5.2	154.4	SunAmerica Muni MMF/CI I k	4	0.01	0.01	-	-	-	-
283.6	-5.5	283.6	T Rowe Price Summit Muni MMF	4	0.08	0.08	0.36	0.36	0.89	0.89
958.4	-0.6	958.4	T Rowe Price Tax-Exempt MF	4	0.01	0.01	0.23	0.23	0.79	0.79
326.9	-20.8	875.6	TDAM Muni Portfolio/Class A k	4	0.03	0.03	0.04	0.04	0.47	0.47
548.6	-4.6	875.6	TDAM Muni Portfolio/Investor k	4	0.03	0.03	0.05	0.05	0.50	0.50
20.6	-1.2	60.7	Touchstone T-F MMF/CI A k	4	0.08	0.08	0.26	0.26	0.73	0.73
40.1	-1.4	60.7	Touchstone T-F MMF/CI S k	4	0.01	0.01	0.08	0.08	0.53	0.53
5,519.7	-221.1	5,519.7	UBS RMA Tax-Free Fund k	4	0.01	0.01	0.03	0.03	0.50	0.50
131.2	11.5	147.3	UMB Scout Tax-Free MMF/Inv k	4	0.05	0.05	0.11	0.11	0.52	0.52
16.1	-0.2	147.3	UMB Scout Tax-Free MMF/Service k	4	0.05	0.05	0.05	0.05	0.34	0.34
3,755.6	72.7	3,755.6	USAA Tax Exempt MMF	4	0.74	0.74	0.89	0.89	1.44	1.45
24.3	-1.6	24.3	Van Kampen Tax Free MMF k	4	0.01	0.01	0.01	0.01	0.38	0.38
21,056.1	-86.8	21,056.1	Vanguard Tax-Exempt MMF	4	0.27	0.27	0.54	0.54	1.13	1.13
273.1	-10.9	273.1	Victory Tax-Free MMF/CI A k	4	0.01	0.01	0.06	0.06	0.64	0.64
174.2	2.3	1,015.0	Virtus Insight T-E MMF/CI A k	4	0.01	0.01	0.12	0.12	0.71	0.71
30.6	-11.4	9,149.7	WCMA T-E Fund Class 1 k r	4	0.04	0.04	0.04	0.04	0.34	0.34
169.2	-23.3	9,149.7	WCMA T-E Fund Class 2 k r	4	0.04	0.04	0.04	0.04	0.49	0.49
472.1	-2.5	9,149.7	WCMA T-E Fund Class 3 k r	4	0.07	0.07	0.18	0.18	0.71	0.71
337.8	19.8	9,149.7	WCMA T-E Fund Class 4 k r	4	0.07	0.07	0.18	0.18	0.71	0.71
290.5	-7.0	420.0	Wells Fargo Adv Municipal MMF/Inv k	4	0.03	0.03	0.21	0.21	0.83	0.83
1,105.3	-26.8	5,462.8	Wells Fargo Adv Natl T-F MMF/CI A k	4	0.01	0.01	0.09	0.09	N/A	0.62
1,342.7	-69.0	5,462.8	Wells Fargo Adv Natl T-F MMF/Svc k	4	0.01	0.01	0.22	0.22	N/A	0.77
6,992.8	-521.9	6,992.8	Western Asset Muni MMF/CI A k	4	0.01	0.01	0.15	0.15	0.76	0.76
232.1	-15.1	2,608.0	Western Asset/Citi T-F Reserves k	4	0.01	0.01	0.15	0.15	0.72	0.72
349.8	-34.1	350.8	Wilmington T-E MMF/W Shares k	4	0.01	0.01	0.03	0.03	0.45	0.45
\$155,278.2	\$-3,291.5		SUBTOTAL & AVERAGES		0.09	0.09	0.23	0.23	0.75	0.76
			TAX-FREE NATIONAL INST							
347.0	-2.8	372.2	AIM ATST Premier T-E Port/Inst	4	0.32	0.32	0.49	0.49	1.13	1.13
25.1	-0.3	372.2	AIM ATST Premier T-E Port/Inv	4	0.32	0.32	0.49	0.49	1.13	1.13
360.4	-29.3	1,594.1	AIM TFIT T-F Cash Reserve/Cash Mgmt k	4	0.05	0.05	0.25	0.25	0.83	0.83
46.5	-1.0	1,594.1	AIM TFIT T-F Cash Reserve/Corporate k	4	0.08	0.08	0.29	0.29	0.88	0.88
829.4	19.9	1,594.1	AIM TFIT T-F Cash Reserve/Instit k	4	0.11	0.11	0.32	0.32	0.91	0.91
7.4	1.0	1,594.1	AIM TFIT T-F Cash Reserve/Personal k	4	0.05	0.05	0.06	0.06	0.55	0.55
206.4	11.0	1,594.1	AIM TFIT T-F Cash Reserve/Private k	4	0.05	0.05	0.14	0.14	0.70	0.70
14.8	0.0	1,594.1	AIM TFIT T-F Cash Reserve/Reserve k	4	0.05	0.05	0.05	0.05	0.44	0.44
129.1	-4.8	1,594.1	AIM TFIT T-F Cash Reserve/Resource k	4	0.05	0.05	0.19	0.19	0.77	0.77
755.7	-13.7	893.1	Allegiant Tax-Exempt Fund/CI I k	4	0.21	0.21	0.31	0.31	0.85	0.85
259.5	-0.1	259.5	BB&T National T-F MMF/Instit k	4	0.54	0.54	0.74	0.74	1.29	1.29
131.2	13.8	821.5	BlackRock Liquidity:MuniCash Dollar k	4	0.21	0.21	0.44	0.44	1.03	1.03
690.3	134.5	821.5	BlackRock Liquidity:MuniCash Inst k	4	0.46	0.46	0.69	0.69	1.28	1.28
783.5	-3.8	6,032.4	BlackRock Liquidity:MuniFund Admin k	4	0.17	0.17	0.49	0.49	1.04	1.04
83.1	-5.1	6,032.4	BlackRock Liquidity:MuniFund CashMg k	4	0.00	0.00	0.14	0.14	0.67	0.67
207.4	-25.0	6,032.4	BlackRock Liquidity:MuniFund Dollar k	4	0.03	0.03	0.34	0.34	0.89	0.89
4,757.5	749.8	6,032.4	BlackRock Liquidity:MuniFund Inst k	4	0.27	0.27	0.59	0.59	1.14	1.14
87.9	-6.6	279.3	BlackRock Muni MMP/Instit CI k	4	0.08	0.08	0.31	0.31	0.85	0.85
69.3	1.0	279.3	BlackRock Muni MMP/Svc CI k	4	0.00	0.00	0.08	0.08	0.60	0.60
1,756.7	-230.6	1,756.7	BNY Mellon National Muni MMF/CI M	4	0.05	0.05	0.22	0.22	0.79	0.79
71.2	2.9	579.9	Cavalan Hill T-F MMF/Admin k	4	0.01	0.01	0.12	0.12	0.67	0.67
37.3	-8.0	579.9	Cavalan Hill T-F MMF/Inst k	4	0.16	0.16	0.47	0.47	1.04	1.04
471.4	-19.3	579.9	Cavalan Hill T-F MMF/Sel k	4	0.24	0.24	0.55	0.55	1.12	1.12
701.8	-109.3	8,541.3	Columbia Muni Reserves/Adviser k	4	0.07	0.07	0.37	0.37	1.00	1.00
4,655.1	1,159.2	8,541.3	Columbia Muni Reserves/Capital k	4	0.32	0.32	0.62	0.62	1.26	1.26
1,123.2	56.7	8,541.3	Columbia Muni Reserves/Instit k	4	0.28	0.28	0.58	0.58	1.22	1.22
53.8	-3.8	8,541.3	Columbia Muni Reserves/Investor k	4	0.00	0.00	0.27	0.27	0.91	0.91
167.1	25.5	8,541.3	Columbia Muni Reserves/Liquidity k	4	0.17	0.17	0.47	0.47	1.10	1.10
71.1	-17.9	10,752.0	Columbia T-E Reserves/Adviser k	4	0.01	0.01	0.30	0.30	0.89	0.89
3,922.6	-10.0	10,752.0	Columbia T-E Reserves/Capital k	4	0.25	0.25	0.55	0.55	1.14	1.14
445.5	12.3	10,752.0	Columbia T-E Reserves/Instit k	4	0.21	0.21	0.51	0.51	1.10	1.10
9.0	-0.2	10,752.0	Columbia T-E Reserves/Investor k	4	0.00	0.00	0.23	0.23	0.81	0.81
29.9	-6.1	10,752.0	Columbia T-E Reserves/Liquidity k	4	0.10	0.10	0.40	0.40	0.99	0.99
.4	0.0	461.3	Daily Income Fund-Muni/Inst Svc	4	0.20	0.20	0.57	0.57	1.13	1.14
4.2	0.0	461.3	Daily Income Fund-Muni/Instit	4	0.45	0.45	0.82	0.82	1.39	1.39
819.0	-50.9	2,404.3	Dreyfus Muni Cash Mgmt Plus/Admin k	4	0.30	0.30	0.65	0.65	1.19	1.19
13.7	-0.2	2,404.3	Dreyfus Muni Cash Mgmt Plus/Agency k	4	0.34	0.34	-	-	-	-
1,146.1	149.5	2,404.3	Dreyfus Muni Cash Mgmt Plus/Inst k	4	0.40	0.40	0.75	0.75	1.29	1.29
375.9	.8	2,404.3	Dreyfus Muni Cash Mgmt Plus/Inv k	4	0.15	0.15	0.50	0.50	1.04	1.04
49.7	-0.7	2,404.3	Dreyfus Muni Cash Mgmt Plus/Part k	4	0.02	0.02	0.35	0.35	0.89	0.89
498.3	36.4	6,123.0	Dreyfus T-E Cash Mgmt/Admin k	4	0.09	0.09	0.51	0.51	1.10	1.10
5.8	0.0	6,123.0	Dreyfus T-E Cash Mgmt/Agency k	4	0.13	0.13	0.55	0.55	1.14	1.14
4,992.3	-360.0	6,123.0	Dreyfus T-E Cash Mgmt/Instit k	4	0.19	0.19	0.61	0.61	1.20	1.20
529.6	-55.9	6,123.0	Dreyfus T-E Cash Mgmt/Inv k	4	0.00	0.00	0.37	0.37	0.95	0.95
97.0	-77.2	6,123.0	Dreyfus T-E Cash Mgmt/Part k	4	0.00	0.00	0.25	0.25	0.82	0.82
2,299.9	217.5	4,284.8	DWS CAT: T-E Portfolio/Inst k	4	0.30	0.30	0.54	0.54	1.11	1.11
104.2	-7.3	7,547.7	Evergreen Instit Muni MMF/Admin	4	0.27	0.27	0.66	0.66	1.35	1.35

Assets (\$ mils)	1-Mo Change	Total Portfolio	TAX-FREE FUNDS	Valuation Method	Investment Results (%)					
					Current Month		Year-To-Date		12-Month	
					Yield	Total Return	Yield	Total Return	Yield	Total Return
6,631.5	-294.8	7,547.7	Evergreen Instit Muni MMF/Instit	4	0.32	0.32	0.71	0.71	1.40	1.40
730.3	-107.9	7,547.7	Evergreen Instit Muni MMF/InstSvc	4	0.07	0.07	0.46	0.46	1.14	1.14
78.1	-14.3	7,547.7	Evergreen Instit Muni MMF/Inv	4	0.22	0.22	0.61	0.61	1.30	1.30
3.6	.5	7,547.7	Evergreen Instit Muni MMF/Part k	4	0.02	0.02	0.27	0.27	0.93	0.93
191.7	-0.8	191.7	Federated Tax-Free Trust k	4	0.37	0.37	0.65	0.65	1.20	1.22
1,711.6	174.9	6,464.3	Federated/Muni Oblig Fund/Inst Cap k	4	0.49	0.49	0.72	0.72	1.30	1.31
1,425.5	83.8	6,464.3	Federated/Muni Oblig Fund/Inst Svc k	4	0.35	0.35	0.57	0.57	1.15	1.16
3,327.2	380.2	6,464.3	Federated/Muni Oblig Fund/Instit k	4	0.59	0.59	0.82	0.82	1.40	1.41
308.5	-7.2	4,788.9	Federated/T-F Instr Tr/Inst Svc k	4	0.28	0.28	0.44	0.44	1.05	1.07
3,135.9	211.3	18,015.2	Federated/T-F Oblig Fund/Inst Svc k	4	0.13	0.13	0.44	0.44	1.10	1.12
14,879.2	156.9	18,015.2	Federated/T-F Oblig Fund/Instit k	4	0.38	0.38	0.68	0.68	1.35	1.37
16,134.2	1,188.9	16,134.2	FFI Instit T-E Fund	4	0.33	0.33	0.51	0.51	1.05	1.05
6,646.3	-265.8	6,947.4	Fidelity Instit Tax-Exempt I	4	0.19	0.19	0.32	0.32	0.81	0.81
50.7	5.5	6,947.4	Fidelity Instit Tax-Exempt II	4	0.05	0.05	0.17	0.18	0.66	0.66
164.2	-35.6	6,947.4	Fidelity Instit Tax-Exempt III	4	0.01	0.01	0.10	0.10	0.57	0.58
86.1	10.7	6,947.4	Fidelity Instit Tax-Exempt/Select	4	0.14	0.14	0.27	0.27	0.76	0.76
500.8	-2.5	7,321.0	Fidelity T-E Fund/Cap Reserves	4	0.01	0.01	0.01	0.01	0.32	0.32
631.0	-16.8	7,321.0	Fidelity T-E Fund/Daily Money	4	0.01	0.01	0.01	0.01	0.40	0.40
753.4	-49.7	1,673.5	First Amer T-F Oblig/CI Y k	4	0.00	0.00	0.02	0.02	0.57	0.58
731.5	-30.1	1,673.5	First Amer T-F Oblig/CI Z	4	0.14	0.14	0.22	0.22	0.78	0.79
15.2	-17.1	1,673.5	First Amer T-F Oblig/Instit Inv	4	0.04	0.04	0.12	0.12	0.68	0.69
154.7	-2.9	827.3	General Municipal MMF/CI A	4	0.21	0.21	0.44	0.44	0.97	0.97
672.6	-4.3	827.3	General Municipal MMF/CI B k	4	0.00	0.00	0.05	0.05	0.56	0.56
718.0	-51.7	718.0	Glennmede Fund/T-E Cash Port	4	0.01	0.01	0.11	0.11	0.63	0.63
308.3	-59.2	10,088.0	Goldman Sachs FS T-F MMF/Adm k	4	0.01	0.01	0.13	0.13	0.64	0.66
162.8	-7.0	10,088.0	Goldman Sachs FS T-F MMF/Cap	4	0.08	0.08	0.22	0.22	0.74	0.75
9,414.7	176.6	10,088.0	Goldman Sachs FS T-F MMF/Inst	4	0.23	0.23	0.37	0.37	0.89	0.90
45.2	2.1	10,088.0	Goldman Sachs FS T-F MMF/Pre	4	0.13	0.13	0.27	0.27	0.79	0.80
85.7	20.2	10,088.0	Goldman Sachs FS T-F MMF/Sel	4	0.20	0.20	0.34	0.34	0.86	0.87
71.5	-5.5	10,088.0	Goldman Sachs FS T-F MMF/Ser k	4	0.01	0.01	0.02	0.02	0.49	0.50
824.7	-24.3	994.5	Goldman Sachs ILA/T-E Divsfd/Adm k	4	0.01	0.01	0.06	0.06	0.57	0.58
.2	0.0	994.5	Goldman Sachs ILA/T-E Divsfd/CMS k	4	0.01	0.01	0.01	0.01	0.40	0.41
154.6	-12.2	994.5	Goldman Sachs ILA/T-E Divsfd/Inst	4	0.01	0.01	0.16	0.16	0.69	0.70
15.0	.9	994.5	Goldman Sachs ILA/T-E Divsfd/Ser k	4	0.01	0.01	0.01	0.01	0.46	0.46
129.0	18.1	227.0	HSBC Investor T-F MMF/CI Y k	4	0.27	0.27	0.45	0.45	1.04	1.04
96.1	20.7	3,651.6	JPMorgan Muni MMF/Agency	4	0.39	0.39	0.57	0.57	1.08	1.08
1,168.5	172.5	3,651.6	JPMorgan Muni MMF/Instit	4	0.45	0.45	0.63	0.63	1.14	1.14
164.7	35.3	3,651.6	JPMorgan Muni MMF/Premier r	4	0.20	0.20	0.38	0.38	0.89	0.89
159.7	-5.3	3,651.6	JPMorgan Muni MMF/Reserve	4	0.00	0.00	0.14	0.14	0.64	0.64
1,396.9	70.7	28,333.5	JPMorgan Tax-Free MMF/Agency	4	0.14	0.14	0.34	0.34	0.84	0.84
14,392.4	80.0	28,333.5	JPMorgan Tax-Free MMF/Instit	4	0.20	0.20	0.40	0.40	0.90	0.90
4,497.2	-166.7	28,333.5	JPMorgan Tax-Free MMF/Premier	4	0.00	0.00	0.17	0.17	0.66	0.66
7,420.1	-321.8	28,333.5	JPMorgan Tax-Free MMF/Reserve	4	0.00	0.00	0.04	0.04	0.49	0.49
596.2	49.0	985.2	Marshall Tax Free MMF/Class I k	4	1.01	1.01	1.19	1.19	1.68	1.68
.1	0.0	2,564.3	Morgan Stanley Inst Liq/T-E/Adm k	4	0.02	0.02	0.16	0.16	0.69	0.69
4.7	-0.2	2,564.3	Morgan Stanley Inst Liq/T-E/Adv k	4	0.01	0.01	0.10	0.10	0.62	0.62
953.4	-15.7	2,564.3	Morgan Stanley Inst Liq/T-E/CashMgt k	4	0.01	0.01	0.07	0.07	0.58	0.58
1,577.0	-5.0	2,564.3	Morgan Stanley Inst Liq/T-E/Inst k	4	0.16	0.16	0.31	0.31	0.84	0.84
13.9	-24.6	2,564.3	Morgan Stanley Inst Liq/T-E/Inv k	4	0.07	0.07	0.21	0.21	0.74	0.74
15.0	.3	2,564.3	Morgan Stanley Inst Liq/T-E/Part k	4	0.01	0.01	0.02	0.02	0.47	0.47
.1	-1.1	2,564.3	Morgan Stanley Inst Liq/T-E/Svc k	4	0.11	0.11	0.26	0.26	0.79	0.79
123.8	-19.5	195.7	MTB Tax-Free MMP/Instit I k	4	0.13	0.13	0.34	0.34	0.94	0.94
49.4	.7	195.7	MTB Tax-Free MMP/Instit II k	4	0.09	0.09	0.22	0.22	0.81	0.81
593.1	-24.8	593.1	Neuberger Berman T-F MF/Reserve k	4	0.22	0.22	0.67	0.67	1.15	1.39
5,783.1	339.2	5,847.9	Northern Instit Muni MMP/CI A k	4	0.36	0.36	0.55	0.55	1.08	1.08
64.9	.3	5,847.9	Northern Instit Muni MMP/CI C k	4	0.08	0.08	0.27	0.27	0.81	0.81
1,132.2	26.7	1,135.1	Northern Instit T-E Port/CI A k	4	0.19	0.19	0.39	0.39	0.93	0.93
2.9	-3.0	1,135.1	Northern Instit T-E Port/CI C k	4	0.03	0.03	0.16	0.16	0.69	0.69
50.4	-6.0	95.9	Pioneer Tax-Free MMF/CI Y k	4	0.01	0.01	0.03	0.03	0.69	0.69
152.3	12.4	154.7	PNC Tax-Exempt MMF/Class I k	4	0.05	0.05	0.14	0.14	0.60	0.60
50.7	0.0	964.6	RBC T-F MMF/Instit I	4	0.36	0.36	0.51	0.51	N/A	0.95
104.2	7.9	104.2	RidgeWorth Inst Muni Cash Res/I k	4	0.33	0.33	0.44	0.44	1.01	1.01
4,454.2	-185.6	19,326.2	Schwab Municipal MF/Instit k	4	0.29	0.29	0.59	0.59	1.19	1.19
1,759.2	-41.5	19,326.2	Schwab Municipal MF/Select k	4	0.19	0.19	0.49	0.49	1.08	1.08
1,109.4	-160.1	1,365.9	SEI T-E Tr/Instit T-F/Class A k	4	0.23	0.23	0.65	0.65	1.20	1.22
241.8	-24.0	1,365.9	SEI T-E Tr/Instit T-F/Class B k	4	0.05	0.05	0.38	0.38	0.92	0.94
14.7	3.0	1,365.9	SEI T-E Tr/Instit T-F/Class C k	4	0.05	0.05	0.24	0.24	0.76	0.78
115.5	6.0	407.7	State Street Instit T-F MMF/Instit	4	0.12	0.12	0.61	0.61	1.16	1.15
292.2	-36.9	407.7	State Street Instit T-F MMF/Inv k	4	0.00	0.00	0.32	0.32	0.85	0.85
404.2	6.8	404.2	Tamarack Instit T-F MMF k	4	0.01	0.01	0.15	0.15	N/A	0.80
2,164.7	-6.2	2,466.1	UBS Select Tax-Free Instit Fund	4	0.10	0.10	0.23	0.23	0.79	0.79
86.3	-2.4	2,466.1	UBS Select Tax-Free Investor Fund k	4	0.01	0.01	0.06	0.06	-	-
215.1	-9.5	2,466.1	UBS Select Tax-Free Preferred Fund	4	0.11	0.11	0.26	0.26	0.81	0.81
840.8	-66.7	1,015.0	Virtus Insight T-E MMF/CI I k	4	0.24	0.24	0.44	0.44	1.05	1.05
129.5	29.3	420.0	Wells Fargo Adv Municipal MMF/Inst k	4	0.46	0.46	0.65	0.65	1.27	1.27
436.6	68.9	436.6	Wells Fargo Adv Natl T-F MM Trust k	4	0.15	0.15	0.38	0.38	0.98	0.98
548.0	11.5	5,462.8	Wells Fargo Adv Natl T-F MMF/Admin k	4	0.11	0.11	0.36	0.36	N/A	0.92
2,466.7	-25.3	5,462.8	Wells Fargo Adv Natl T-F MMF/Inst k	4	0.21	0.21	0.46	0.46	N/A	1.02
1,924.8	-64.8	1,924.8	Western Asset Instit Muni MMF/CI A k	4	0.20	0.20	0.52	0.52	1.15	1.15
2,375.9	46.3	2,608.0	Western Asset/Citi Inst T-F Reserve k	4	0.25	0.25	0.53	0.53	1.13	1.13
1.0	-0.1	350.8	Wilmington T-E MMF/Instit k	4	0.01	0.01	0.11	0.11	0.55	0.55
\$165,280.4	\$2,733.5		SUBTOTAL & AVERAGES		0.16	0.16	0.36	0.36	0.92	0.92

Assets (\$ mils)	1-Mo Change	Total Portfolio	TAX-FREE FUNDS	Valuation Method	Investment Results (%)						
					Current Month		Year-To Date		12-Month		
					Yield	Total Return	Yield	Total Return	Yield	Total Return	
TAX-FREE STATE RETAIL											
Arizona											
110.0	-7.5	110.0	CMA AZ Muni MF k	4	0.00	0.00	0.04	0.04	0.55	0.55	
370.0	-13.4	370.0	Fidelity AZ Municipal MMF	4	0.01	0.01	0.12	0.12	0.64	0.64	
\$480.0	\$-20.9		AZ Subtotal & Averages		0.01	0.01	0.08	0.08	0.60	0.60	
California											
50.9	-4.9	239.8	Advantage CA T-E Liquidity Fund k	4	0.01	0.01	0.01	0.01	0.39	0.39	
439.9	-8.7	439.9	Amer Century CA T-F MMF/Inv Class k	4	0.01	0.01	0.23	0.23	0.77	0.77	
14.5	-0.9	642.9	BlackRock Liquidity:CA Money PrCl k	4	0.00	0.00	0.02	0.02	0.38	0.38	
7.3	-2.3	642.9	BlackRock Liquidity:CA Money Prem k	4	0.00	0.00	0.02	0.02	0.38	0.38	
41.4	-3.5	642.9	BlackRock Liquidity:CA Money Select k	4	0.00	0.00	0.00	0.00	0.28	0.28	
184.7	7.8	239.8	CA Daily Tax-Free Income Fund/CI A k	4	0.00	0.00	0.01	0.01	0.39	0.39	
4.2	.6	239.8	CA Daily Tax-Free Income Fund/CI B k	4	0.00	0.00	0.01	0.01	0.46	0.46	
74.1	4.4	74.1	California Tax-Free MMF	4	0.00	0.00	0.14	0.14	0.68	0.68	
2,165.4	-148.7	2,165.4	CMA CA Muni MF k	4	0.04	0.04	0.11	0.11	0.57	0.57	
728.7	-14.0	965.7	CNI Charter CA T-E MMF/CI N k	4	0.05	0.05	0.08	0.08	0.45	0.45	
68.3	-0.4	965.7	CNI Charter CA T-E MMF/CI S k	4	0.03	0.03	0.05	0.05	0.37	0.37	
1,045.6	-177.5	2,944.4	Columbia CA T-E Reserves/Daily k	4	0.00	0.00	0.01	0.01	0.54	0.54	
585.9	6.5	2,944.4	Columbia CA T-E Reserves/Trust k r	4	0.10	0.10	0.31	0.31	0.90	0.90	
167.7	-12.6	167.7	Dreyfus BASIC CA Muni MMF k	4	0.03	0.03	0.31	0.31	0.83	0.83	
13.1	-0.5	493.0	Evergreen CA Muni MMF/CI A k	4	0.02	0.02	0.13	0.13	0.75	0.75	
1.9	-8.2	493.0	Evergreen CA Muni MMF/CI I r	4	0.07	0.07	0.35	0.35	1.00	1.00	
478.0	12.4	493.0	Evergreen CA Muni MMF/CI S k	4	0.02	0.02	0.05	0.05	0.61	0.61	
87.2	-3.7	1,958.7	Federated/CA Muni Cash Tr/Cash Ser k	4	0.00	0.00	0.00	0.00	0.40	0.42	
1,002.8	-49.4	2,677.0	Fidelity CA AMT T-F MMF	4	0.04	0.04	0.22	0.22	0.69	0.69	
5,125.3	-12.3	5,125.3	Fidelity CA Municipal MMF	4	0.01	0.01	0.07	0.07	0.54	0.54	
594.4	-9.7	966.5	HighMark CA T-F MMF/CI A k	4	0.02	0.02	0.21	0.21	0.79	0.79	
41.8	2.6	966.5	HighMark CA T-F MMF/CI S k	4	0.02	0.02	0.07	0.07	0.61	0.61	
330.3	-12.8	966.5	HighMark CA T-F MMF/Fid k r	4	0.10	0.10	0.40	0.40	1.00	1.00	
87.4	-3.5	101.9	HSBC Investor CA T-F MMF/CI D k	4	0.02	0.02	0.05	0.05	0.51	0.51	
703.2	15.9	1,232.5	JPMorgan CA Muni MMF/E*Trade	4	0.01	0.01	0.01	0.01	0.39	0.39	
529.2	-9.5	1,232.5	JPMorgan CA Muni MMF/Morgan	4	0.00	0.00	0.08	0.08	0.57	0.57	
.1	0.0	1,232.5	JPMorgan CA Muni MMF/Service	4	0.00	0.00	-	-	-	-	
1,812.8	-35.3	1,812.8	Morgan Stanley ActiveAssets CA T-F k	4	0.01	0.01	0.02	0.02	0.48	0.48	
115.9	-3.9	115.9	Morgan Stanley CA T-F Daily Inc k	4	0.01	0.01	0.02	0.02	0.50	0.50	
1,133.4	7.9	1,133.4	Northern CA Municipal MMF k	4	0.01	0.01	0.03	0.03	0.60	0.60	
506.6	-21.8	506.6	Schwab CA AMT T-F MF/Value Adv k	4	0.02	0.02	0.27	0.27	0.75	0.75	
5,490.3	-123.9	8,210.9	Schwab CA Muni MF/Sweep k	4	0.01	0.01	0.14	0.14	0.65	0.65	
2,720.6	-130.3	8,210.9	Schwab CA Muni MF/Value Adv k r	4	0.07	0.07	0.25	0.25	0.78	0.78	
111.2	-6.7	111.2	T Rowe Price CA Tax-Free MF	4	0.00	0.00	0.22	0.22	0.63	0.63	
179.6	-7.5	179.6	Tax-Exempt CA MMF/Premier Shrs k	4	0.01	0.01	0.01	0.01	0.53	0.53	
114.8	-0.8	324.0	TDAM CA Muni MMP/Class A k	4	0.03	0.03	0.03	0.03	0.37	0.37	
209.1	.2	324.0	TDAM CA Muni MMP/Investor k	4	0.03	0.03	0.04	0.04	0.41	0.41	
1,176.5	-4.8	1,176.5	UBS RMA CA Muni MF k	4	0.01	0.01	0.01	0.01	0.45	0.45	
506.4	-43.9	506.4	USAA Tax Exempt CA MMF	4	0.19	0.19	0.59	0.59	1.22	1.23	
5,630.1	-132.4	5,630.1	Vanguard CA Tax-Exempt MMF	4	0.23	0.23	0.38	0.38	0.90	0.90	
2,214.1	-129.5	3,036.1	Wells Fargo Adv CA T-F MMF/Class A k	4	0.01	0.01	0.03	0.03	N/A	0.56	
494.2	-19.6	3,036.1	Wells Fargo Adv CA T-F MMF/Svc k	4	0.01	0.01	0.13	0.13	N/A	0.70	
2,172.0	-53.8	2,238.1	Western Asset CA Muni MMF/CI A k	4	0.01	0.01	0.08	0.08	0.61	0.61	
117.7	-1.5	117.7	Western Asset/Citi CA T-F Reserves k	4	0.01	0.01	0.07	0.07	0.53	0.53	
\$39,278.6	\$-1,140.5		CA Subtotal & Averages		0.03	0.03	0.12	0.12	0.60	0.60	
Connecticut											
476.1	-14.6	476.1	CMA CT Muni MF k	4	0.04	0.04	0.07	0.07	0.57	0.57	
276.0	.9	300.6	Columbia CT Muni Reserves/G-Trust k r	4	0.21	0.21	0.41	0.41	0.99	0.99	
24.6	-4.4	300.6	Columbia CT Muni Reserves/Retail A k r	4	0.11	0.11	0.31	0.31	0.89	0.89	
47.4	-8.6	54.1	CT Daily Tax-Free Income Fund/CI A k	4	0.00	0.00	0.01	0.06	0.40	0.43	
6.7	-0.3	54.1	CT Daily Tax-Free Income Fund/CI B k	4	0.00	0.00	0.02	0.07	0.47	0.51	
200.2	-27.0	200.2	Dreyfus CT Municipal MMF k	4	0.00	0.00	0.20	0.20	0.69	0.69	
57.2	2.2	173.8	Federated/CT Muni Cash Tr/Cash Ser k	4	0.00	0.00	0.00	0.00	0.47	0.51	
1,894.8	-5.5	1,894.8	Fidelity CT Municipal MMF	4	0.02	0.02	0.12	0.12	0.56	0.56	
134.7	-4.4	230.0	Western Asset/Citi CT T-F Res/CI A k	4	0.01	0.01	0.07	0.07	0.57	0.57	
21.2	-1.5	230.0	Western Asset/Citi CT T-F Res/CI I k	4	0.01	0.01	0.12	0.12	0.64	0.64	
74.1	-4.3	230.0	Western Asset/Citi CT T-F Res/CI N k	4	0.01	0.01	0.07	0.07	0.57	0.57	
\$3,213.0	\$-67.5		CT Subtotal & Averages		0.04	0.04	0.13	0.14	0.62	0.63	
Florida											
160.5	-7.2	160.5	CMA FL Muni MF k	4	0.04	0.04	0.06	0.06	0.57	0.57	
133.1	-1.0	584.7	Federated/FL Muni Cash Tr/Cash Ser k	4	0.07	0.07	0.29	0.29	0.80	0.83	
29.2	-7.6	35.8	FL Daily Muni Income Fund/CI A k	4	0.00	0.00	0.01	0.01	0.51	0.51	
6.6	-0.7	35.8	FL Daily Muni Income Fund/CI B k	4	0.00	0.00	0.06	0.06	0.63	0.63	
19.3	-2.9	19.3	Touchstone FL T-F MMF/Retail k	4	0.01	0.01	0.08	0.08	0.61	0.61	
64.2	-1.5	64.2	USAA FL Tax-Free MMF	4	0.25	0.25	0.46	0.46	1.00	1.02	
\$412.9	\$-20.9		FL Subtotal & Averages		0.06	0.06	0.16	0.16	0.69	0.70	
Massachusetts											
296.3	-6.1	296.3	CMA MA Muni MF k	4	0.04	0.04	0.11	0.11	0.57	0.57	
315.4	-19.6	459.3	Columbia MA Muni Reserves/G-Trust k r	4	0.15	0.15	0.43	0.43	1.03	1.03	
144.0	-0.3	459.3	Columbia MA Muni Reserves/Retail A k r	4	0.07	0.07	0.35	0.35	0.94	0.94	

Assets (\$ mils)	1-Mo Change	Total Portfolio	TAX-FREE FUNDS	Valuation Method	Investment Results (%)					
					Current Month		Year-To Date		12-Month	
					Yield	Total Return	Yield	Total Return	Yield	Total Return
123.0	-3.2	123.0	Dreyfus BASIC MA Muni MMF k	4	0.00	0.00	0.15	0.15	0.73	0.73
267.4	-11.4	267.4	Dreyfus MA Municipal MMF k	4	0.02	0.02	0.33	0.33	0.84	0.84
129.5	-6.2	382.4	Federated/MA Muni Cash Tr/Cash Ser k	4	0.00	0.00	0.05	0.05	0.49	0.51
527.2	-8.6	2,363.3	Fidelity MA AMT T-F MMF	4	0.08	0.08	0.26	0.26	0.76	0.76
4,824.9	-110.3	4,824.9	Fidelity MA Municipal MMF	4	0.01	0.01	0.10	0.10	0.56	0.56
482.3	4.6	482.3	Schwab MA AMT T-F MF/Sweep k	4	0.01	0.01	0.26	0.26	0.69	0.69
241.8	7.4	241.8	Western Asset MA Muni MMF/CI A k	4	0.01	0.01	0.10	0.10	0.59	0.59
\$7,351.8	\$-153.7		MA Subtotal & Averages		0.04	0.04	0.21	0.21	0.72	0.72
			Maryland							
200.0	-7.3	200.0	T Rowe Price MD Tax-Free MF	4	0.00	0.00	0.23	0.23	0.80	0.80
			Michigan							
237.7	-4.8	237.7	CMA MI Muni MF k	4	0.04	0.04	0.10	0.10	0.58	0.58
921.3	-6.4	921.3	Fidelity MI Municipal MMF	4	0.01	0.01	0.03	0.03	0.53	0.53
20.5	.1	87.6	JPMorgan MI Muni MMF/Morgan	4	0.00	0.00	0.14	0.14	0.70	0.70
\$1,179.5	\$-11.1		MI Subtotal & Averages		0.02	0.02	0.09	0.09	0.60	0.60
			Minnesota							
48.2	-1.4	335.2	Federated/MN Muni Cash Tr/Cash Ser k	4	0.00	0.00	0.01	0.01	0.54	0.58
122.9	6.7	122.9	Wells Fargo Adv MN MMF/CI A k	4	0.01	0.01	0.06	0.06	0.63	0.63
\$171.1	\$5.3		MN Subtotal & Averages		0.01	0.01	0.04	0.04	0.59	0.61
			North Carolina							
.1	0.0	67.9	BlackRock NC Muni MMP/Inv A k	4	0.00	0.00	0.04	0.04	0.56	0.56
140.8	-7.2	140.8	CMA NC Muni MF k	4	0.04	0.04	0.11	0.11	0.62	0.62
\$140.9	\$-7.2		NC Subtotal & Averages		0.02	0.02	0.08	0.08	0.59	0.59
			New Jersey							
18.6	-0.1	124.2	BlackRock NJ Muni MMP/Inv A k	4	0.04	0.04	0.18	0.18	0.72	0.72
1,235.4	-67.2	1,235.4	CMA NJ Muni MF k	4	0.04	0.04	0.21	0.21	0.76	0.77
110.5	-2.5	110.5	Dreyfus BASIC NJ Muni MMF k	4	0.47	0.47	0.84	0.84	1.36	1.36
489.9	-69.7	489.9	Dreyfus NJ Municipal MMF k	4	0.01	0.01	0.29	0.29	0.87	0.87
31.1	-0.1	253.9	Evergreen NJ Muni MMF/CI A k	4	0.02	0.02	0.17	0.17	0.66	0.66
14.1	.2	253.9	Evergreen NJ Muni MMF/CI I k r	4	0.02	0.02	0.38	0.38	0.90	0.90
208.7	-9.7	253.9	Evergreen NJ Muni MMF/CI S k	4	0.02	0.02	0.05	0.05	0.48	0.48
155.0	-15.1	470.7	Federated/NJ Muni Cash Tr/Cash Ser k	4	0.00	0.00	0.14	0.14	0.61	0.64
489.9	-21.4	1,140.7	Fidelity NJ AMT T-F MMF	4	0.06	0.06	0.27	0.27	0.76	0.77
2,329.9	-30.7	2,329.9	Fidelity NJ Municipal MMF	4	0.01	0.01	0.10	0.10	0.54	0.54
40.7	-2.0	49.7	NJ Daily Muni Income Fund/CI A k	4	0.00	0.00	0.06	0.08	0.43	0.45
9.0	-1.5	49.7	NJ Daily Muni Income Fund/CI B k	4	0.00	0.00	0.19	0.22	0.59	0.61
775.9	-11.4	775.9	Schwab NJ AMT Tax-Free MF/Sweep k	4	0.01	0.01	0.11	0.11	0.64	0.64
290.6	-11.5	290.6	UBS RMA NJ Muni MMF k	4	0.01	0.01	0.01	0.01	0.42	0.42
2,742.5	-56.5	2,742.5	Vanguard NJ Tax-Exempt MMF	4	0.19	0.19	0.50	0.50	1.00	1.00
\$8,941.8	\$-299.2		NJ Subtotal & Averages		0.06	0.06	0.23	0.24	0.72	0.72
			New York							
103.7	3.3	287.7	Advantage NY T-E Liquidity Fund k	4	0.01	0.01	0.03	0.04	0.48	0.48
9.9	-0.4	410.4	BlackRock Liquidity:NY Money PrCl k	4	0.00	0.00	0.04	0.04	0.47	0.47
3.8	.2	410.4	BlackRock Liquidity:NY Money Prem k	4	0.00	0.00	0.04	0.04	0.47	0.47
4.5	.2	410.4	BlackRock Liquidity:NY Money Select k	4	0.00	0.00	0.00	0.00	0.35	0.35
2,402.5	-62.6	2,402.5	CMA NY Muni MF k	4	0.04	0.04	0.12	0.12	0.62	0.62
34.7	-0.8	958.1	Columbia NY T-E Reserves/Class A k	4	0.00	0.00	0.13	0.13	0.65	0.65
20.4	-3.1	958.1	Columbia NY T-E Reserves/G-Trust k r	4	0.13	0.13	0.50	0.50	1.05	1.05
.1	0.0	958.1	Columbia NY T-E Reserves/Retail A k r	4	0.03	0.03	0.40	0.40	0.95	0.95
645.2	-16.1	958.1	Columbia NY T-E Reserves/Trust k r	4	0.03	0.03	0.40	0.40	0.95	0.95
306.2	-9.0	306.2	Dreyfus BASIC NY Muni MMF	4	0.24	0.24	0.58	0.58	1.17	1.17
333.0	3.2	333.0	Dreyfus NY AMT-Free Muni MMF	4	0.11	0.11	0.37	0.37	0.92	0.92
20.3	-0.2	452.4	Evergreen NY Muni MMF/CI A k	4	0.02	0.02	0.07	0.07	0.66	0.66
19.2	4.3	452.4	Evergreen NY Muni MMF/CI I k r	4	0.02	0.02	0.26	0.26	0.88	0.88
412.8	1.7	452.4	Evergreen NY Muni MMF/CI S k	4	0.02	0.02	0.05	0.05	0.54	0.54
255.8	-0.5	1,801.8	Federated/NY Muni Cash Tr/Cash II k	4	0.10	0.10	0.36	0.36	0.91	0.93
372.3	26.0	1,801.8	Federated/NY Muni Cash Tr/Cash Ser k	4	0.00	0.00	0.14	0.14	0.68	0.70
897.4	-24.5	2,517.6	Fidelity NY AMT T-F MMF	4	0.08	0.08	0.27	0.27	0.76	0.76
5,434.4	-124.3	5,434.4	Fidelity NY Municipal MMF	4	0.01	0.01	0.16	0.16	0.67	0.67
38.6	.2	814.0	HSBC Investor NY T-F MMF/CI A k	4	0.02	0.02	0.07	0.07	0.66	0.66
435.2	-10.1	814.0	HSBC Investor NY T-F MMF/CI D k	4	0.02	0.02	0.13	0.13	0.75	0.75
284.9	1.6	1,805.8	JPMorgan NY Muni MMF/E*Trade	4	0.01	0.01	0.01	0.01	0.38	0.38
1,118.1	-29.9	1,805.8	JPMorgan NY Muni MMF/Morgan	4	0.00	0.00	0.13	0.13	0.59	0.59
.1	0.0	1,805.8	JPMorgan NY Muni MMF/Service	4	0.00	0.00	-	-	-	-
44.9	-1.7	227.0	Morgan Stanley NY Muni MMT/Class R k	4	0.01	0.01	0.05	0.05	0.57	0.57
182.1	14.7	227.0	Morgan Stanley NY Muni MMT/Class S k	4	0.01	0.01	0.05	0.05	0.57	0.57
79.8	.1	165.4	MTB NY Tax-Free MMF/CI A k	4	0.08	0.08	0.14	0.14	0.67	0.68
370.0	-41.0	370.0	Neuberger Berman NY Muni MF/Inv k	4	0.03	0.03	0.30	0.30	0.80	0.80
175.8	-2.6	287.7	NY Daily Tax-Free Income Fund/CI A k	4	0.00	0.00	0.05	0.05	0.54	0.54
8.3	-0.4	287.7	NY Daily Tax-Free Income Fund/CI B k	4	0.00	0.00	0.18	0.18	0.70	0.70
90.0	.5	223.5	NY Tax-Free MF/Inv k r	4	0.01	0.01	0.33	0.33	0.88	0.88
133.5	-18.1	223.5	NY Tax-Free MF/T-E NY MMF k	4	0.01	0.01	0.20	0.20	0.73	0.73
1,648.3	-24.8	2,768.8	Schwab NY AMT Tax-Free MF/Sweep k	4	0.01	0.01	0.16	0.16	0.69	0.69
1,120.5	-29.8	2,768.8	Schwab NY AMT Tax-Free MF/Value Adv k r	4	0.02	0.02	0.30	0.30	0.85	0.85
131.7	-6.9	131.7	T Rowe Price NY Tax-Free MF	4	0.00	0.00	0.22	0.22	0.75	0.75
66.9	-2.5	173.4	TDAM NY Muni MMP/Class A k	4	0.03	0.03	0.02	0.02	0.41	0.42
106.5	-2.6	173.4	TDAM NY Muni MMP/Investor k	4	0.03	0.03	0.04	0.04	0.45	0.45
1,016.8	-21.6	1,016.8	UBS RMA NY Muni MF k	4	0.01	0.01	0.02	0.02	0.47	0.47
143.1	-1.2	143.1	USAA Tax Exempt NY MMF k	4	0.45	0.45	0.56	0.56	1.14	1.14

Assets (\$ mils)	1-Mo Change	Total Portfolio	TAX-FREE FUNDS	Valuation Method	Investment Results (%)					
					Current Month		Year-To Date		12-Month	
					Yield	Total Return	Yield	Total Return	Yield	Total Return
4,202.9	-50.8	4,202.9	Vanguard NY Tax-Exempt MMF	4	0.15	0.15	0.38	0.38	0.99	0.99
2,019.4	-49.9	2,082.6	Western Asset NY Muni MMF/CI A k	4	0.01	0.01	0.13	0.13	0.69	0.69
528.2	-9.6	528.2	Western Asset/Citi NY T-F Reserves k	4	0.01	0.01	0.11	0.11	0.64	0.64
\$25,221.8	\$-489.0		NY Subtotal & Averages		0.04	0.04	0.19	0.19	0.70	0.70
			Ohio							
79.6	6.2	437.2	Allegiant OH Muni MMF/CI A k	4	0.12	0.12	0.24	0.24	0.74	0.74
21.3	0.0	218.0	BlackRock OH Muni MMP/Inv A k	4	0.17	0.17	0.32	0.32	0.90	0.90
376.4	-17.0	376.4	CMA OH Muni MF	4	0.15	0.15	0.26	0.26	0.82	0.82
98.4	4.4	616.7	Federated/OH Muni Cash Tr/Cash II k	4	0.23	0.23	0.35	0.35	0.83	0.84
1,071.1	-11.4	1,071.1	Fidelity OH Municipal MMF	4	0.03	0.03	0.21	0.21	0.71	0.71
113.5	2.3	244.3	Huntington OH Muni MMF/A Shares k	4	0.02	0.02	0.03	0.03	0.55	0.55
130.8	-2.9	244.3	Huntington OH Muni MMF/Instit k r	4	0.05	0.05	0.18	0.18	0.74	0.74
35.1	.3	73.8	JPMorgan OH Muni MMF/Morgan	4	0.07	0.07	0.19	0.19	0.68	0.68
.1	0.0	73.8	JPMorgan OH Muni MMF/Service	4	0.00	0.00	-	-	-	-
120.0	-1.2	327.0	Touchstone OH T-F MMF/Retail k	4	0.12	0.12	0.22	0.22	0.77	0.77
991.7	-10.9	991.7	Vanguard OH Tax-Exempt MMF	4	0.35	0.35	0.62	0.62	1.17	1.17
221.7	-13.9	221.7	Victory OH Municipal MMP/CI A k r	4	0.01	0.01	0.03	0.03	0.60	0.60
\$3,259.7	\$-44.1		OH Subtotal & Averages		0.11	0.11	0.24	0.24	0.77	0.77
			Pennsylvania							
40.6	-1.4	154.7	Allegiant PA Tax-Exempt Fund/CI A k	4	0.05	0.05	0.13	0.13	0.67	0.67
23.7	2.8	479.1	BlackRock PA Muni MMP/Inv A k	4	0.00	0.00	0.06	0.06	0.59	0.59
443.7	-32.5	443.7	CMA PA Muni MF k	4	0.04	0.04	0.08	0.08	0.61	0.61
285.1	-6.0	285.1	Dreyfus PA Municipal MMF	4	0.08	0.08	0.36	0.36	0.92	0.92
37.1	3.7	257.3	Evergreen PA Muni MMF/CI A k	4	0.02	0.02	0.21	0.21	0.81	0.81
60.6	0.0	257.3	Evergreen PA Muni MMF/CI I r	4	0.03	0.03	0.42	0.42	1.06	1.06
159.6	-3.7	257.3	Evergreen PA Muni MMF/CI S k	4	0.02	0.02	0.07	0.07	0.61	0.61
54.6	.1	864.0	Federated/PA Muni Cash Tr/Cash Ser k	4	0.00	0.00	0.09	0.09	0.67	0.67
695.3	-13.4	695.3	Fidelity PA Municipal MMF	4	0.01	0.01	0.13	0.13	0.68	0.68
5.1	0.0	41.2	MTB PA T-F MMP/CI A k	4	0.08	0.08	0.08	0.08	0.60	0.60
521.2	-3.3	521.2	Schwab PA Muni MMP/Sweep k	4	0.03	0.03	0.28	0.28	0.84	0.84
3,534.9	-73.6	3,534.9	Vanguard PA Tax-Exempt MMF	4	0.21	0.21	0.55	0.55	1.16	1.16
\$5,861.5	\$-127.3		PA Subtotal & Averages		0.05	0.05	0.21	0.21	0.77	0.77
			Virginia							
141.5	-5.0	568.5	Federated/VA Muni Cash Tr/Cash Ser k	4	0.00	0.00	0.05	0.05	0.59	0.63
167.5	-15.5	352.0	RidgeWorth VA T-F MMF/A k	4	0.02	0.02	0.03	0.03	0.55	0.55
184.5	1.0	352.0	RidgeWorth VA T-F MMF/I k r	4	0.10	0.10	0.16	0.16	0.69	0.69
249.7	2.0	249.7	USAA Tax Exempt VA MMF	4	0.34	0.34	0.43	0.43	1.01	1.05
\$743.2	\$-17.5		VA Subtotal & Averages		0.12	0.12	0.17	0.17	0.71	0.73
\$96,455.8	\$-2,400.9		SUBTOTAL & AVERAGES		0.05	0.05	0.17	0.17	0.68	0.68
			TAX-FREE STATE INST							
			Alabama							
229.1	5.3	229.1	Federated/AL Muni Cash Trust k	4	0.35	0.35	0.42	0.42	1.00	1.04
			Arizona							
79.9	.8	79.9	Federated/AZ Muni Cash Tr/Inst Svc k	4	0.05	0.05	0.24	0.24	0.75	0.79
			California							
2.4	0.0	642.9	BlackRock Liquidity:CA Money Admin k	4	0.08	0.08	0.27	0.27	0.67	0.67
>0.0	0.0	642.9	BlackRock Liquidity:CA Money CashMg k	4	0.00	0.00	0.01	0.01	0.36	0.36
7.8	.6	642.9	BlackRock Liquidity:CA Money Dollar k	4	0.00	0.00	0.14	0.14	0.53	0.53
569.5	-1.6	642.9	BlackRock Liquidity:CA Money Inst k	4	0.18	0.18	0.37	0.37	0.77	0.77
168.7	-1.0	965.7	CNI Charter CA T-E MMF/Instit k	4	0.12	0.12	0.16	0.16	0.56	0.56
309.2	-35.5	2,944.4	Columbia CA T-E Reserves/Adviser k	4	0.00	0.00	0.17	0.17	0.76	0.76
366.7	-18.8	2,944.4	Columbia CA T-E Reserves/Capital k	4	0.20	0.20	0.41	0.41	1.00	1.00
447.7	-104.8	2,944.4	Columbia CA T-E Reserves/Instit k	4	0.16	0.16	0.37	0.37	0.96	0.96
188.9	-7.5	2,944.4	Columbia CA T-E Reserves/Investor k	4	0.00	0.00	0.11	0.11	0.69	0.69
.5	-2.7	2,944.4	Columbia CA T-E Reserves/Liquidity k	4	0.05	0.05	0.26	0.26	0.85	0.85
11.6	-4.0	313.1	Dreyfus CA AMT-Free MuniCashMgt/Adm k	4	0.15	0.15	-	-	-	-
161.1	31.8	313.1	Dreyfus CA AMT-Free MuniCashMgt/Ins k	4	0.25	0.25	0.63	0.63	1.11	1.11
75.5	14.7	313.1	Dreyfus CA AMT-Free MuniCashMgt/Inv k	4	0.02	0.02	0.38	0.38	0.86	0.86
64.9	-7.3	313.1	Dreyfus CA AMT-Free MuniCashMgt/Par k	4	0.00	0.00	0.26	0.26	0.73	0.73
237.9	-14.8	1,958.7	Federated/CA Muni Cash Tr/Cash II k	4	0.00	0.00	0.15	0.15	0.62	0.64
499.5	81.1	1,958.7	Federated/CA Muni Cash Tr/Inst Cap k	4	0.20	0.20	0.47	0.47	0.95	0.97
422.6	-34.4	1,958.7	Federated/CA Muni Cash Tr/Inst Svc k	4	0.01	0.01	0.27	0.27	0.75	0.77
711.5	6.3	1,958.7	Federated/CA Muni Cash Tr/Instit k	4	0.25	0.25	0.52	0.52	1.00	1.02
1,667.9	-65.2	2,677.0	Fidelity CA AMT T-F MMF/Instit	4	0.14	0.14	0.32	0.32	0.79	0.79
6.3	-0.1	2,677.0	Fidelity CA AMT T-F MMF/Service	4	0.01	0.01	0.10	0.10	0.56	0.56
639.8	-35.3	715.5	General CA Municipal MMF/CI A k	4	0.00	0.00	0.27	0.27	0.76	0.76
75.7	-13.4	715.5	General CA Municipal MMF/CI B k	4	0.00	0.00	0.01	0.01	0.45	0.45
244.7	-26.7	312.6	Goldman Sachs ILA/T-E CA Port/Adm k	4	0.01	0.01	0.01	0.01	0.46	0.48
>0.0	0.0	312.6	Goldman Sachs ILA/T-E CA Port/CMSt k	4	0.01	0.01	0.01	0.01	0.34	0.37
67.9	-2.6	312.6	Goldman Sachs ILA/T-E CA Port/Inst	4	0.01	0.01	0.06	0.06	0.54	0.56
>0.0	0.0	312.6	Goldman Sachs ILA/T-E CA Port/Ser k	4	0.01	0.01	0.01	0.01	0.38	0.41
14.6	2.4	101.9	HSBC Investor CA T-F MMF/CI Y k	4	0.09	0.09	0.15	0.15	0.66	0.66
327.8	-15.1	3,036.1	Wells Fargo Adv CA T-F MMF/Class I k	4	0.15	0.15	0.35	0.35	N/A	0.93
559.5	21.5	559.5	Wells Fargo Adv CA T-F MMT k	4	0.16	0.16	0.35	0.35	N/A	0.94
66.2	-3.8	2,238.1	Western Asset CA Muni MMF/CI I k	4	0.01	0.01	0.16	0.16	0.69	0.69
\$7,916.4	\$-236.2		CA Subtotal & Averages		0.08	0.08	0.23	0.23	0.70	0.72
			Connecticut							
116.6	5.4	173.8	Federated/CT Muni Cash Tr/Inst Svc k	4	0.15	0.15	0.17	0.17	0.69	0.73

Assets (\$ mils)	1-Mo Change	Total Portfolio	TAX-FREE FUNDS	Valuation Method	Investment Results (%)					
					Current Month		Year-To Date		12-Month	
					Yield	Total Return	Yield	Total Return	Yield	Total Return
Florida										
109.7	-14.1	584.7	Federated/FL Muni Cash Tr/Cash II k	4	0.22	0.22	0.44	0.44	0.95	0.98
341.9	23.1	584.7	Federated/FL Muni Cash Tr/Instit k	4	0.48	0.48	0.70	0.70	1.21	1.24
\$451.6	\$9.0		FL Subtotal & Averages		0.35	0.35	0.57	0.57	1.08	1.11
Georgia										
942.2	13.1	942.2	Federated/GA Muni Cash Trust k	4	0.32	0.32	0.56	0.56	1.06	1.11
Massachusetts										
252.9	-34.0	382.4	Federated/MA Muni Cash Tr/Inst Svc k	4	0.23	0.23	0.39	0.39	0.86	0.87
1,825.9	-20.0	2,363.3	Fidelity MA AMT T-F MMF/Instit	4	0.18	0.18	0.36	0.36	0.86	0.86
10.2	-1.5	2,363.3	Fidelity MA AMT T-F MMF/Service	4	0.01	0.01	0.12	0.12	0.61	0.62
112.6	7.8	112.6	SEI T-E Tr/MA Tax-Exempt k	4	0.05	0.05	0.23	0.23	0.83	0.84
\$2,201.6	\$-47.7		MA Subtotal & Averages		0.12	0.12	0.28	0.28	0.79	0.80
Maryland										
70.4	-10.8	70.4	Federated/MD Muni Cash Trust k	4	0.00	0.00	0.03	0.03	0.60	0.65
Michigan										
643.5	-114.2	679.5	Federated/MI Muni Cash Tr/Inst Svc k	4	0.27	0.27	0.51	0.51	1.07	1.09
36.1	1.5	679.5	Federated/MI Muni Cash Tr/Instit k	4	0.43	0.43	0.67	0.67	1.23	1.25
53.1	-2.2	87.6	JPMorgan MI Muni MMF/Premier r	4	0.09	0.09	0.27	0.27	0.83	0.83
14.0	-1.2	87.6	JPMorgan MI Muni MMF/Reserve	4	0.00	0.00	0.08	0.08	0.62	0.62
\$746.7	\$-116.1		MI Subtotal & Averages		0.20	0.20	0.38	0.38	0.94	0.95
Minnesota										
287.0	-38.4	335.2	Federated/MN Muni Cash Tr/Instit k	4	0.26	0.26	0.39	0.39	1.03	1.07
North Carolina										
64.8	-17.3	67.9	BlackRock NC Muni MMP/Instit k	4	0.09	0.09	0.26	0.26	0.84	0.84
2.9	0.0	67.9	BlackRock NC Muni MMP/Svc Cl k	4	0.01	0.01	0.10	0.10	0.64	0.64
438.1	-19.7	438.1	Federated/NC Muni Cash Trust k	4	0.12	0.12	0.26	0.26	0.87	0.88
\$505.8	\$-37.0		NC Subtotal & Averages		0.07	0.07	0.21	0.21	0.78	0.79
New Jersey										
84.7	-0.1	124.2	BlackRock NJ Muni MMP/Instit k	4	0.30	0.30	0.44	0.44	0.99	0.99
20.8	-0.4	124.2	BlackRock NJ Muni MMP/Svc Cl k	4	0.03	0.03	0.14	0.14	0.69	0.69
228.5	-5.3	470.7	Federated/NJ Muni Cash Tr/Inst Svc k	4	0.22	0.22	0.42	0.42	0.90	0.93
87.2	-15.2	470.7	Federated/NJ Muni Cash Tr/Instit k	4	0.37	0.37	0.57	0.57	1.05	1.08
650.7	-20.9	1,140.7	Fidelity NJ AMT T-F MMF/Instit	4	0.16	0.16	0.37	0.37	0.86	0.87
.1	0.0	1,140.7	Fidelity NJ AMT T-F MMF/Service	4	0.01	0.01	0.15	0.15	0.63	0.64
\$1,072.0	\$-41.9		NJ Subtotal & Averages		0.18	0.18	0.35	0.35	0.85	0.87
New York										
12.1	-1.2	410.4	BlackRock Liquidity:NY Money Admin k	4	0.01	0.01	0.28	0.28	0.76	0.76
7.0	-1.2	410.4	BlackRock Liquidity:NY Money CashMg k	4	0.00	0.00	0.03	0.03	0.46	0.46
1.4	-5.8	410.4	BlackRock Liquidity:NY Money Dollar k	4	0.00	0.00	0.17	0.17	0.63	0.63
371.8	-77.2	410.4	BlackRock Liquidity:NY Money Inst k	4	0.10	0.10	0.38	0.38	0.86	0.86
4.8	.1	958.1	Columbia NY T-E Reserves/Adviser k	4	0.01	0.01	0.27	0.27	0.81	0.81
133.6	-16.9	958.1	Columbia NY T-E Reserves/Capital k	4	0.13	0.13	0.50	0.50	1.04	1.04
119.4	-5.6	958.1	Columbia NY T-E Reserves/Instit k	4	0.09	0.09	0.46	0.46	1.01	1.01
2.9	2.8	189.9	Dreyfus NY AMT-Free MuniCashMgt/Adm	4	0.33	0.33	-	-	-	-
63.7	2.1	189.9	Dreyfus NY AMT-Free MuniCashMgt/Cla k	4	0.00	0.00	0.22	0.22	0.68	0.68
43.1	7.5	189.9	Dreyfus NY AMT-Free MuniCashMgt/Ins	4	0.43	0.43	0.71	0.71	1.17	1.18
80.1	-19.6	189.9	Dreyfus NY AMT-Free MuniCashMgt/Inv	4	0.18	0.18	0.46	0.46	0.92	0.92
80.7	.9	1,250.9	Dreyfus NY Muni Cash Mgmt/Admin k	4	0.28	0.28	0.56	0.56	1.10	1.10
560.7	-28.3	1,250.9	Dreyfus NY Muni Cash Mgmt/Instit k	4	0.38	0.38	0.66	0.66	1.20	1.20
574.1	129.3	1,250.9	Dreyfus NY Muni Cash Mgmt/Inv k	4	0.13	0.13	0.41	0.41	0.95	0.95
35.4	5.9	1,250.9	Dreyfus NY Muni Cash Mgmt/Part k	4	0.01	0.01	0.27	0.27	0.81	0.81
617.6	-55.8	1,801.8	Federated/NY Muni Cash Tr/Inst Svc k	4	0.33	0.33	0.59	0.59	1.15	1.16
556.1	-23.0	1,801.8	Federated/NY Muni Cash Tr/Instit k	4	0.55	0.55	0.81	0.81	1.37	1.39
1,614.1	-38.4	2,517.6	Fidelity NY AMT T-F MMF/Instit	4	0.17	0.17	0.37	0.37	0.86	0.86
6.0	-0.4	2,517.6	Fidelity NY AMT T-F MMF/Service	4	0.01	0.01	0.14	0.14	0.62	0.62
280.8	-6.5	445.0	General NY Municipal MMF/CI A	4	0.20	0.20	0.44	0.44	1.04	1.04
164.1	3.9	445.0	General NY Municipal MMF/CI B k	4	0.00	0.00	0.08	0.08	0.66	0.66
243.2	3.2	293.5	Goldman Sachs ILA/T-E NY Port/Adm k	4	0.01	0.01	0.02	0.02	0.51	0.54
>0.0	0.0	293.5	Goldman Sachs ILA/T-E NY Port/CMS k	4	0.01	0.01	0.01	0.01	0.38	0.40
50.2	-5.8	293.5	Goldman Sachs ILA/T-E NY Port/Inst	4	0.01	0.01	0.07	0.07	0.59	0.62
.1	0.0	293.5	Goldman Sachs ILA/T-E NY Port/Ser k	4	0.01	0.01	0.01	0.01	0.43	0.45
340.2	-43.9	814.0	HSBC Investor NY T-F MMF/CI Y	4	0.04	0.04	0.29	0.29	0.94	0.95
402.7	-28.5	1,805.8	JPMorgan NY Muni MMF/Reserve	4	0.00	0.00	0.06	0.06	0.50	0.50
85.7	-18.1	165.4	MTB NY Tax-Free MMF/Instit I k	4	0.09	0.09	0.31	0.31	0.87	0.88
63.2	2.9	2,082.6	Western Asset NY Muni MMF/CI I k	4	0.01	0.01	0.19	0.19	0.77	0.77
\$6,514.8	\$-217.6		NY Subtotal & Averages		0.12	0.12	0.31	0.31	0.82	0.83
Ohio										
357.6	13.1	437.2	Allegiant OH Muni MMF/CI I k	4	0.31	0.31	0.36	0.36	0.90	0.90
186.6	24.1	218.0	BlackRock OH Muni MMP/Instit k	4	0.45	0.45	0.60	0.60	1.18	1.18
10.1	1.0	218.0	BlackRock OH Muni MMP/Svc Cl k	4	0.15	0.15	0.30	0.30	0.89	0.89
214.1	17.0	616.7	Federated/OH Muni Cash Tr/Inst Svc k	4	0.53	0.53	0.65	0.65	1.14	1.15
304.2	57.4	616.7	Federated/OH Muni Cash Tr/Instit k	4	0.73	0.73	0.85	0.85	1.34	1.35
1.1	-0.1	73.8	JPMorgan OH Muni MMF/Premier r	4	0.21	0.21	0.33	0.33	0.82	0.82
37.5	1.5	73.8	JPMorgan OH Muni MMF/Reserve	4	0.00	0.00	0.10	0.10	0.58	0.58
207.0	1.5	327.0	Touchstone OH T-F MMF/Instit	4	0.37	0.37	0.47	0.47	1.02	1.02
\$1,318.2	\$115.5		OH Subtotal & Averages		0.34	0.34	0.46	0.46	0.98	0.99

Assets (\$ mils)	1-Mo Change	Total Portfolio	TAX-FREE FUNDS	Valuation Method	Investment Results (%)						
					Current Month		Year-To Date		12-Month		
					Yield	Total Return	Yield	Total Return	Yield	Total Return	
Pennsylvania											
114.1	-4.1	154.7	Allegiant PA Tax-Exempt Fund/CI I k	4	0.09	0.09	0.20	0.20	0.80	0.80	
415.0	-73.5	479.1	BlackRock PA Muni MMP/Instit k	4	0.01	0.01	0.22	0.22	0.79	0.79	
40.4	-0.5	479.1	BlackRock PA Muni MMP/Svc CI k	4	0.00	0.00	0.03	0.03	0.57	0.57	
547.3	-54.8	864.0	Federated/PA Muni Cash Tr/Inst Svc k	4	0.24	0.24	0.46	0.46	1.05	1.05	
262.2	22.5	864.0	Federated/PA Muni Cash Tr/Instit k	4	0.44	0.44	0.66	0.66	1.25	1.25	
32.0	-5.2	41.2	MTB PA T-F MMP/Instit I k	4	0.08	0.08	0.20	0.20	0.75	0.75	
4.0	.1	41.2	MTB PA T-F MMP/Instit II k	4	0.08	0.08	0.13	0.13	0.67	0.67	
\$1,415.0	\$-115.5		PA Subtotal & Averages		0.13	0.13	0.27	0.27	0.84	0.84	
Virginia											
62.3	-3.9	62.9	BlackRock VA Muni MMP/Instit k	4	0.13	0.13	0.20	0.20	0.78	0.78	
.6	-0.1	62.9	BlackRock VA Muni MMP/Svc CI k	4	0.00	0.00	0.04	0.04	0.57	0.57	
335.0	-30.9	568.5	Federated/VA Muni Cash Tr/Inst Svc k	4	0.27	0.27	0.35	0.35	0.92	0.96	
92.0	8.5	568.5	Federated/VA Muni Cash Tr/Instit k	4	0.42	0.42	0.50	0.50	1.07	1.11	
\$489.9	\$-26.4		VA Subtotal & Averages		0.21	0.21	0.27	0.27	0.84	0.86	
\$24,357.2	\$-738.5		SUBTOTAL & AVERAGES		0.14	0.14	0.30	0.30	0.81	0.83	
\$441,371.6	\$-3,697.4		GRAND TOTAL TAX-FREE (ALL)		0.10	0.10	0.26	0.26	0.78	0.79	

MONEY FUND REPORT ADVISORY BOARD

Debbie Cunningham, *Federated Investors*
 John Donohue, *Dwight Asset Management*
 Richard Marshall, *Ropes & Gray LLP*
 Mary Jo Ochson, *Federated Investors*

Doug Rivkin, *Consultant*
 Peter Rizzo, *Standard & Poor's Fund Services*
 David Sylvester, *Wells Capital Management*
 Jack Winters, *Consultant*

©2009 iMoneyNet, an Informa Financial company, One Research Drive, Westborough, MA 01581. All rights reserved. Reproduction in any form without written permission is strictly forbidden. Furthermore, the phrases "Money Fund Report" and "Money Fund Report Average" are protected. Any unauthorized use of these phrases is a violation of federal trademark law.

The information contained in Money Fund Report has been obtained from the funds themselves. While carefully screened, the accuracy of the information cannot be guaranteed. No statement included herein is to be construed as a recommendation or solicitation to buy or sell securities or to provide investment or legal advice.

Subscriptions: Weekly subscription to Money Fund Report, \$4,295/year (52 issues). Monthly subscription to Money Market Insight, \$2,185/year (12 issues). Same day delivery via Electronic Money Fund Report, \$12,945/year (weekly & monthly), \$10,285/year (weekly only) and \$5,505/year (monthly only). Money Fund Expense Report, \$1,995/year (4 issues); electronic version, \$3,205/year (quarterly). Monthly subscription to Rated Money Fund Report, \$2,495/year (12 issues). Access iMoneyNet's complete universe of money fund data, including historical data, using Money Fund Analyzer, a browser based software, \$46,300 (weekly & monthly), \$55,100 (daily, weekly & monthly). For more information, samples and pricing, please contact Sales at 508-616-6600, extension 3, or visit our Web site at <http://www.imoney.net>.

Managing Editor: Connie Bugbee
Editors: Mike Krasner, Mary Ellen Tuthill
Statistical Editor: Mary Hogy
Statistical Director: Karen McAteer
Statistical Staff: Vivian Maps, Michele Davis, Victoria Harding, Rita Weisenhorn, Kathy Vanseth
Art / Production: Nicole Goodney
Marketing Manager: Claudia Missert
Circulation Manager: Richard Marden
Sales Director: Kevin Grist
Managing Director: Randy Wood
President & Publisher: Kenneth B. Bohlin