

# Rated Money Fund Report™

The source for rated money market fund information

## INSIDE THE INDUSTRY

### ◆ RATED MFR WINNERS FOR 2006

The iMoneyNet staff congratulates the winners of the **Rated Money Fund Report™** Awards. Eligible funds had to carry at least one triple-A rating, have assets of \$100 million or more, and do not restrict access. One winner was chosen from each category: Government, Prime and National Tax-Free/Municipal.

#### **Morgan Stanley Instit Liquidity/Government/Insttit**

Morgan Stanley Institutional Liquidity/Government/Institutional reported the highest 2006 net total return in a universe of 227 triple-A rated Government Institutional and Retail money funds. The fund's one-year net total return of 5.06 percent is 2 basis points higher than American Beacon US Govt MM Select and BGI Treasury MMF/Insttit. In 2005 Morgan Stanley Inst Liq/Govt/Inst ranked second in the category and first among funds with assets of \$1 billion or more.

#### **Credit Suisse Institutional MMF/Prime/Class A**

Credit Suisse Institutional Money Market Fund/Prime/Class A reported the highest 2006 net total return (5.12 percent) in the universe of 162 triple-A rated Prime Institutional and Retail money funds. The winner in this category in 2004 and 2005, BGI Prime Money Market Fund/Institutional, tied in third place with AIM STIT STIC Prime/Insttit and State Street Insttit Liquid Reserves with a 2006 return of 5.07 percent.

#### **Alpine Municipal Money Market Fund/Investor**

Alpine Municipal Money Market Fund/Investor placed first in a universe of 59 tax-free and municipal funds with a 2006 net return of 3.43 percent. The 2005 winner, Morgan Stanley Insttit Liq/T-E /Inst, tied with Evergreen Insttit Muni MMF/Insttit and placed third in 2006. ◆

### ◆ FITCH ASSIGNS LEHMAN FUNDS TOP RATING

Three Lehman Brothers Institutional Liquidity Funds have garnered the top rating from Fitch Ratings. Prime Portfolio, Treasury Portfolio and Government Portfolio have respectively been assigned the AAA/V1+ rating. This is the second rating for each portfolio; the first rating for each fund was assigned by Standard & Poor's on Jan. 2. Each portfolio has seven share classes reporting to iMoneyNet. The funds debuted in *Money Fund Report* at the beginning of this year. ◆

### ◆ S&P DELIVERS TOP RATING TO DREYFUS GCM

Dreyfus Government Cash Management has been assigned AAAM by Standard & Poor's Ratings Services. The Jan. 23 announcement attributed the rating to the fund's high credit quality, low market-price exposure, and management. The fund commenced operations in March 1985 and had assets totaling \$4.63 billion in four classes as of Jan. 23. This is the fund's first rating. ◆

### ◆ FITCH TO CONDUCT TAX-EXEMPT MMF SURVEY

Fitch Ratings plans to conduct a survey of the tax-exempt money-market sector and is seeking input from portfolio managers and credit analysts. Fitch will collect practitioners' opinions about the

### AAA-RATED FUNDS WITH HIGHEST 2006 NET RETURNS

Rank	Government Funds Universe = 227 Funds	Net Return 2006	Assets (\$mils) Dec-06
1	Morgan Stanley Inst Liq/Govt/Inst	5.06%	\$2,884.2
2	Amer Beacon US Govt MM Select	5.04	534.5
2	BGI Treasury MMF/Insttit	5.04	126.5
4	Reserve US Govt Fund Insttit	5.01	1,407.5
5	Janus Govt MMF/Insttit Shrs	4.99	435.2
6	AIM STIT Govt & Agency/Insttit	4.98	1,732.8
6	BGI Govt MMF/Premium	4.98	123.5
8	AMF Money Market Fund/Class I	4.96	121.2
8	JPMorgan US Govt MMF/Capital	4.96	7,678.0
10	Goldman Sachs FS Govt Fund/Inst	4.95	3,115.7
Rank	Prime Funds Universe = 162 Funds	Net Return	Assets (\$mils)
1	Credit Suisse Insttit MMF/Prime/CI A	5.12%	\$14,950.6
2	Amer Beacon MM Select Fund	5.08	8,473.5
3	AIM STIT STIC Prime/Insttit	5.07	4,674.3
3	BGI Prime MMF/Insttit	5.07	5,916.8
3	State Street Insttit Liquid Reserves	5.07	6,194.7
6	Monarch Daily Assets Cash/Preferred	5.06	156.5
6	Morgan Stanley Inst Liq/Prime/Inst	5.06	25,810.2
8	AIM STIT Liquid Assets/Insttit	5.05	13,884.4
8	Amer Beacon MMF/Cash Mgmt	5.05	501.9
8	BNY Hamilton MF/Insttit	5.05	531.7
8	Dreyfus Insttit Cash Adv/Insttit	5.05	22,133.3
8	DWS MM Series/Institutional	5.05	18,227.8
8	Putnam Prime MMF/CI I	5.05	4,297.2
Rank	Tax-Free/Municipal Funds Universe = 59 Funds	Net Return	Assets (\$mils)
1	Alpine Municipal MMF/Investor	3.43%	\$487.6
2	Lehman Bros Natl Muni MF/Reserve	3.39	212.0
3	Evergreen Insttit Muni MMF/Insttit	3.38	7,673.1
3	Morgan Stanley Inst Liq/T-E/Inst	3.38	676.4
5	Columbia Muni Reserves/Capital	3.36	3,794.6
5	Reserve Interstate T-E Insttit	3.36	759.7
7	Amer Performance Insttit Tax-Free	3.33	263.6
7	Evergreen Insttit Muni MMF/Admin	3.33	144.9
7	Lehman Bros Tax-Free MF/Reserve	3.33	1,015.0
10	Columbia Muni Reserves/Insttit	3.32	850.0
10	Goldman Sachs FS T-F MMF/Inst	3.32	6,228.3

anticipated trends and developments in the muni market, the outlook for the interest rate and credit environment, and the rating agency's role in making the market more efficient.

At the end of 2006, The Bond Buyer 20-Bond Index of general obligation bonds fell to 4.03 percent, its lowest level since 1967, according to Viktoria Baklanova at Fitch. She noted that record-low interest rates in the municipal market have drawn many fund managers to riskier credits. Fitch is posing questions to tax-exempt portfolio managers and credit analysts on how to preserve high portfolio credit quality and still provide yield to money-market investors.

A report summarizing the survey results will be published in March. Contact Viktoria Baklanova at Fitch Ratings by Feb. 6, at 212-908-0162 or viktorija.baklavnova@fitchratings.com. ◆

**SUMMARY OF RATED MONEY FUNDS ACTIVITY**  
**Period Ending: 1/30/07 — Taxable Funds • 1/29/07 — Tax-Free Funds**

# of Funds	Net Assets (\$Millions)		7-Day Yield (%)	30-Day Yield (%)	Compound 7-Day Yield (%)	12-Month Yield (%) (12/06)	Average Maturity (Days)
<b>Rated Taxable Money Funds</b>							
14	9,229.2	100% U.S. Treasury	4.41	4.39	4.51	4.14	45
38	27,700.6	U.S. Treasury & Repo	4.46	4.44	4.56	4.21	4
46	45,482.5	U.S. Government & Agencies	4.62	4.61	4.72	4.40	32
98	82,412.3	Total Government Assets					
<b>S&amp;P "AAAm" Money Fund Index/Government</b>			<b>4.53</b>	<b>4.51</b>	<b>4.63</b>	<b>4.29</b>	<b>23</b>
<b>Moody's "Aaa" Averages/Government</b>			<b>4.56</b>	<b>4.55</b>	<b>4.66</b>	<b>4.33</b>	<b>21</b>
<b>RATED MONEY FUND REPORT AVERAGES™/Government</b>			<b>4.53</b>	<b>4.52</b>	<b>4.63</b>	<b>4.29</b>	<b>24</b>
59	63,447.1	First Tier	4.72	4.71	4.83	4.52	40
304	237,320.4	Government-Only Inst-Only	4.86	4.85	4.98	4.64	24
196	597,105.0	First Tier Inst-Only	5.03	5.03	5.16	4.83	41
657	980,284.8	Total Taxable Assets					
<b>S&amp;P "AAAm" Money Fund Index/Taxable</b>			<b>4.85</b>	<b>4.84</b>	<b>4.96</b>	<b>4.63</b>	<b>35</b>
<b>Moody's 'Aaa' Averages/Taxable</b>			<b>4.86</b>	<b>4.85</b>	<b>4.97</b>	<b>4.64</b>	<b>35</b>
<b>RATED MONEY FUND REPORT AVERAGES™/Taxable</b>			<b>4.85</b>	<b>4.84</b>	<b>4.97</b>	<b>4.63</b>	<b>35</b>
<b>Rated Tax-Free Money Funds</b>							
28	17,418.2	Stockbroker & General Purpose	3.04	3.04	3.09	2.89	24
75	77,444.4	Institutions-Only	3.29	3.29	3.35	3.15	23
103	94,862.6	Total Tax-Free Assets					
<b>S&amp;P "AAAm" Money Fund Index/Tax-Free</b>			<b>3.13</b>	<b>3.13</b>	<b>3.18</b>	<b>2.98</b>	<b>24</b>
<b>Moody's 'Aaa' Averages/Tax-Free</b>			<b>3.24</b>	<b>3.24</b>	<b>3.29</b>	<b>3.09</b>	<b>23</b>
<b>RATED MONEY FUND REPORT AVERAGES™/Tax-Free</b>			<b>3.23</b>	<b>3.22</b>	<b>3.28</b>	<b>3.08</b>	<b>23</b>
760	1,075,147.4	Grand Total - All Rated Funds					

**PREVIOUS WEEK'S TOTALS AND AVERAGES AT A GLANCE**

98	81,785.9	Rated Money Fund Report™/Government	4.52	4.51	4.62	-	25
657	993,511.0	Rated Money Fund Report™/All Taxable	4.84	4.83	4.96	-	36
103	93,822.9	Rated Money Fund Report™/All Tax-Free	3.23	3.28	3.28	-	24

**MONEY FUND TRENDS**

**20 LARGEST RATED MONEY FUND COMPLEXES AS OF DECEMBER 31, 2006**

Rank	Fund Complex	Assets 12/31/06 (\$mils)	Number of Funds	Market Share	Percent of Assets in		Asset Change From 12/31/05	
					Tax-Free MMFs	Institutional MMFs	(\$mils)	(Percent)
1	JPMorgan	\$155,027.1	39	14.3%	10.1%	89.2%	\$20,734.0	15.4%
2	Federated	113,741.0	40	10.5	13.4	85.9	9,998.6	9.6
3	Goldman Sachs	78,206.4	54	7.2	9.7	100.0	7,181.5	10.1
4	BlackRock	68,065.9	29	6.3	3.8	100.0	4,727.0	7.5
5	Fidelity	60,182.6	20	5.6	14.9	100.0	9,508.3	18.8
6	Columbia Management	58,810.0	55	5.4	21.1	83.6	4,426.5	8.1
7	Dreyfus	51,595.7	24	4.8	6.1	100.0	12,999.7	33.7
8	AIM	44,877.2	44	4.2	9.0	100.0	6,956.3	18.3
9	First American	43,040.6	29	4.0	4.4	66.0	8,043.2	23.0
10	Wells Fargo	41,047.1	17	3.8	9.9	47.9	10,208.3	33.1
11	Deutsche	34,032.9	27	3.2	6.1	86.2	7,191.9	26.8
12	Morgan Stanley	32,390.9	27	3.0	2.7	100.0	10,869.6	50.5
13	Reserve	31,077.8	25	2.9	4.0	60.4	2,914.0	10.3
14	SSgA	27,578.3	6	2.6	2.0	64.6	1,380.4	5.3
15	JennisonDryden	19,838.0	4	1.8	0.0	89.0	3,828.4	23.9
16	Evergreen	18,914.8	22	1.8	46.6	90.2	732.3	4.0
17	Credit Suisse	15,261.1	3	1.4	0.0	100.0	14,196.8	1,334.0
18	BNY	13,284.8	13	1.2	0.0	85.5	2,640.6	24.8
19	UBS	12,335.4	3	1.1	0.0	79.5	3,192.7	34.9
20	Northern	10,301.5	9	1.0	0.0	100.0	1,498.0	17.0

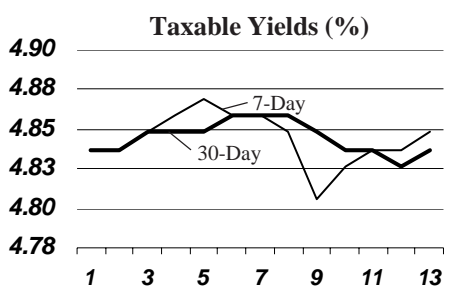
7- and 30-day yields represent annualized results for the periods, net of management fees and expenses. 12-month yields assume reinvestment of dividends for up to one year. Money Fund Report™ Compound Averages follow the calculation method approved by the SEC:  

$$\text{compound average} = \left( \left[ 1 + \frac{7\text{-day average yield}}{(100 \times 52.142857)} \right]^{52.142857} - 1 \right) * 100$$

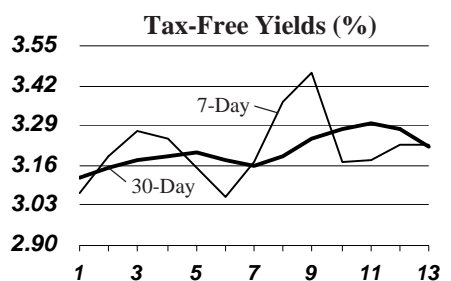
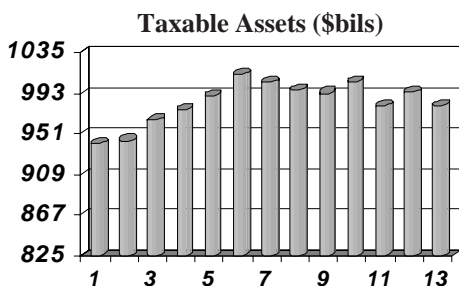
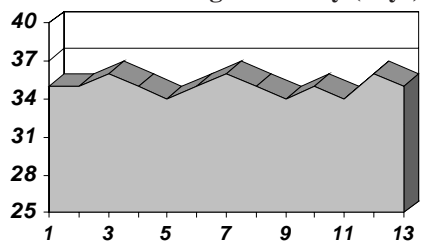
## 13-WEEK TREND ANALYSIS

Taxable Funds: 11/7/06 – 1/30/07

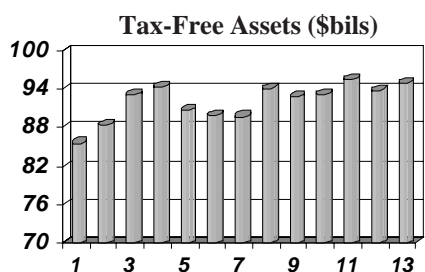
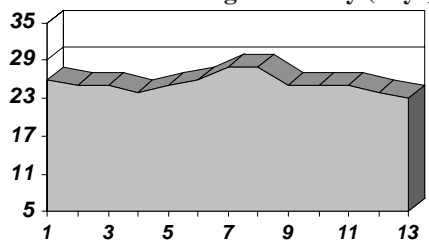
Tax-Free Funds: 11/6/06 – 1/29/07



**Taxable Average Maturity (days)**



**Tax-Free Average Maturity (days)**



## TOP PERFORMING 'AAA' FUNDS Ranked by 30-Day Yield

### Government Retail Funds (97 Funds)

Fund	Yield	Change from 4 Weeks Ago	Assets (\$mils)
Columbia Govt Plus Reserves/G-Trust	5.10 %	.00%	\$208.0
Columbia Govt Reserves/G-Trust	5.08	(.01)	255.7
Columbia Govt Plus Reserves/RetailA	5.00	.00	9.7
Columbia Govt Reserves/Retail A	4.99	(.01)	58.7
Columbia Govt Reserves/Trust	4.98	(.01)	168.2
Columbia Treas Reserves/Trust	4.98	.01	579.0
Janus Govt MMF/Service Shrs	4.92	(.02)	163.8
SSgA US Govt MMF/CI A	4.89	(.02)	1,110.9
Marshall Govt MMF/Class Y	4.87	(.02)	160.1
Evergreen Treasury MMF/CI I	4.83	(.05)	894.0
Wells Fargo Adv Govt MMF/Svc	4.83	(.02)	5,464.7

### Government Institutional Funds (303 Funds)

Fund	Yield	Change from 4 Weeks Ago	Assets (\$mils)
BGI Treasury MMF/Instit	5.24 %	.02%	\$100.1
BGI Govt MMF/Instit	5.22	(.02)	0.4
Morgan Stanley Inst Liq/Treas/Inst	5.22	.01	6.3
Amer Beacon US Govt MM Select	5.21	(.03)	704.5
Morgan Stanley Inst Liq/Govt/Inst	5.21	(.02)	2,690.4
AIM STIT Govt & Agency/Instit	5.20	(.01)	1,569.0
Lehman Bros Inst Liq/Govt/Instit	5.20	-	494.1
BGI Treasury MMF/Premium	5.19	.02	11.3
Janus Govt MMF/Instit Shrs	5.18	(.01)	560.1
AIM STIT Govt & Agency/Corporate	5.17	(.01)	41.3
BGI Govt MMF/Premium	5.17	(.02)	118.2
Morgan Stanley Inst Liq/Treas/Svc	5.17	.01	0.1
Reserve US Govt Fund Instit	5.17	(.02)	1,378.5

### Prime Retail Funds (57 Funds)

Fund	Yield	Change from 4 Weeks Ago	Assets (\$mils)
Cash Accumulation Tr/Liq Asset	5.35 %	.00%	\$2,099.6
DWS MM Series Premium/CI S	5.22	(.01)	709.6
Phoenix Insight MF/Exchange	5.22	(.01)	511.6
Columbia MM Reserves/G-Trust	5.17	.00	769.9
DWS MM Series Prime Reserve/CI S	5.12	(.01)	110.7
Columbia MM Reserves/Retail A	5.10	.00	95.6
Columbia MM Reserves/Trust	5.07	.00	48.4
Deutsche Money Market Fund/Inv	5.02	(.02)	309.2
TCW Money Market Fund	5.01	.00	656.7
Wells Fargo Adv Heritage MF/Admin	4.99	(.01)	284.6

### Prime Institutional Funds (188 Funds)

Fund	Yield	Change from 4 Weeks Ago	Assets (\$mils)
Dryden Core Inv Fund/Taxable MM	5.36 %	(.01)%	\$16,119.3
Credit Suisse Instit MMF/Prime/CI A	5.29	(.01)	17,690.4
SNAP Fund	5.28	.00	3,317.8
Amer Beacon MM Select Fund	5.27	.00	10,827.3
Lehman Bros Inst Liq/Prime/Instit	5.27	-	303.3
DWS MM Series/Institutional	5.26	(.01)	11,875.9
ING Institutional Prime MMF	5.26	.06	530.3
Morgan Stanley Inst Liq/Prime/Inst	5.26	(.01)	25,501.0
Putnam Prime MMF/CI I	5.26	(.03)	2,732.1
Putnam Prime MMF/CI P	5.26	(.03)	2,159.3

### Tax-Free Funds (100 Funds)

Fund	Yield	Change from 4 Weeks Ago	Assets (\$mils)
(Includes Retail & Institutional Funds)			
Alpine Municipal MMF/Investor	3.57 %	(.05)%	\$500.9
Lehman Bros Natl Muni MF/Reserve	3.57	(.01)	300.3
Morgan Stanley Inst Liq/T-E/Inst	3.56	(.01)	796.5
Janus T-E MMF/Instit Shrs	3.52	(.07)	29.5
Morgan Stanley Inst Liq/T-E/Svc	3.51	(.01)	0.1
Evergreen Instit Muni MMF/Instit	3.50	(.04)	7,466.9
Columbia Muni Reserves/Capital	3.48	(.06)	4,160.9
Columbia Muni Reserves/Class Z	3.48	(.06)	46.5
Reserve Interstate T-E Instit	3.48	(.04)	836.7
Goldman Sachs FS T-F MMF/Inst	3.47	.00	6,872.3